

SPECIFICATIONS
 Current Rating: 1A AC,DC
 Voltage Rating: 100V AC,DC
 Temperature Range: -25°C ~ +85°C
 Contact Resistance: 20mΩ Max.
 Insulation Resistance: 500MΩ Min.
 Withstanding Voltage: 500V AC/minute
 Pin Material: Brass/Tin-plated on solder area,
 Gold-flash on contact area
 Solder Tabs: Brass/Tin-plated
 Material: Nylon 6T,UL94V-0

Ordering Information & Dimensions

PART NO.	Dimensions	
	A	B
PNM-W-02	1.25	7.65
PNM-W-03	2.50	8.90
PNM-W-04	3.75	10.15
PNM-W-05	5.00	11.40
PNM-W-06	6.25	12.65
PNM-W-07	7.50	13.90
PNM-W-08	8.75	15.15
PNM-W-09	10.00	16.40
PNM-W-10	11.25	17.65
PNM-W-11	12.50	18.90
PNM-W-12	13.75	20.15
PNM-W-14	16.25	22.65
PNM-W-15	17.50	23.90
PNM-W-20	23.75	30.15
PNM-W-30	36.25	42.65



PART NO.	PNM-W-xx
DWG NO.	PNM-W-xx
FILE NO.	
UNIT / mm	SCALE 1:1

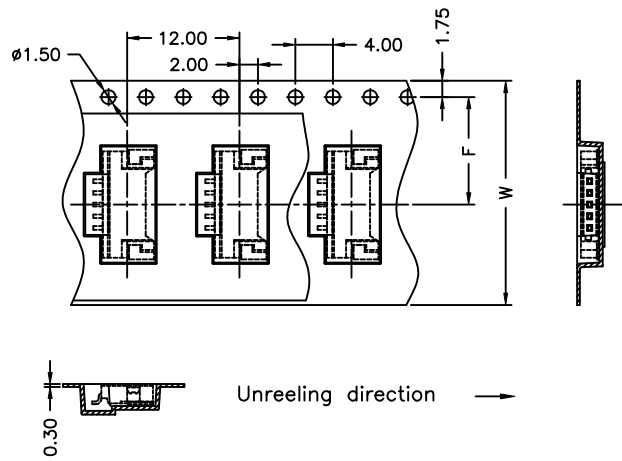
CHECKED BY	CY
DRAWING BY	
PROJECTION	

TOLERANCES ARE
 .X ±
 .XX ±
 .XXX ±
 AWG

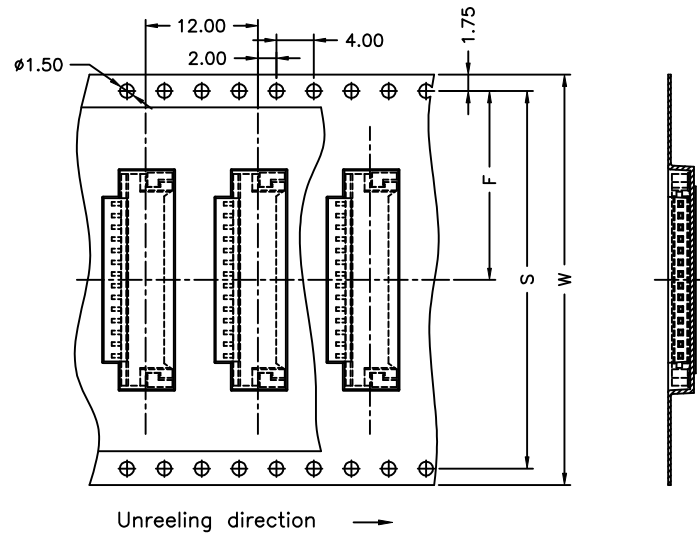
DESCRIPTION:				
AREA	REVISIONS	HK	DATE	

煜倫有限公司

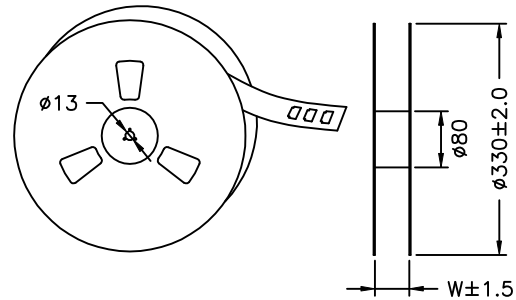
2~9 Contacts



10~30 Contacts



Number of Contacts	W±0.3	F±0.15	S±0.1	Q'ty/Reel
2P	16	7.5	---	1,000
3P	24	11.5	---	1,000
4P	24	11.5	---	1,000
5P	24	11.5	---	1,000
6P	24	11.5	---	1,000
7P	24	11.5	---	1,000
8P	24	11.5	---	1,000
9P	24	11.5	---	1,000
10P	32	14.2	28.40	1,000
11P	32	14.2	28.40	1,000
12P	32	14.2	28.40	1,000
13P	32	14.2	28.40	1,000
14P	44	20.2	40.40	1,000
15P	44	20.2	40.40	1,000
20P	44	20.2	40.40	1,000
30P	56	26.2	52.40	1,000



MORETHANALL
CONNECTORS
ASSEMBLIES

煜倫有限公司

PART NO. PNM-W-xx-TP

DWG NO. PNM-W-xx-TP

FILE NO.

UNIT / mm

SCALE 1:1

CHECKED BY CY

DRAWING BY

PROJECTION

TOLERANCES ARE

.X ±
.XX ±
.XXX ±
AWG

DESCRIPTION:

1.25mm PITCH
90° WAFER-SMT TYPE
TAPING SPEC.

AREA

REVISIONS

HK

DATE