



2 PCB Terminal Strips with CAGE CLAMP® S Connection, Series 804, Pin Spacing 5 mm/0.197 in

NEW 2002


Front-entry

VOLUME 2

Pin spacing 5 mm / 0.197 in
 0.5 – 2.5 mm "e + f" | AWG 20 – 12 "sol." + f-st
 250 V/4 kV/3; 16 A | 300 V, 10 A
 500 V/4 kV/2; 16 A
 10 – 11 mm / 0.41 in




The Series 804 PCB terminal strips are fitted with the new CAGE CLAMP® S spring clamp connection system. The innovative connection technique unites the universal benefits of the classic CAGE CLAMP® and the advantages of a push-wire connection. Solid wires as well as flexible wires with crimped ferrules can be inserted directly into the terminal block. Due to the integrated push button it is also possible to connect all other types of wires quickly and easily and they can carry the entire rated current. A large wiring aperture accepts conductors with a cross section of up to AWG 12 (3,3 mm²). The separate test slot can even be accessed when the terminal block is wired.




Connection of solid wires:
Fully insert stripped wire into the terminal block

No. of poles	Item-No.	Pack.-unit pcs
1-conductor terminal strips with push button, 2 solder pins/pole staggered, grey, with test slot for test pin 1 mm/0.039 Ø		
2	804-102	420 (4 x 105)
3	804-103	280 (4 x 70)
4	804-104	220 (4 x 55)
5	804-105	180 (4 x 45)
6	804-106	140 (4 x 35)
7	804-107	120 (4 x 30)
8	804-108	100 (4 x 25)
9	804-109	100 (4 x 25)
10	804-110	80 (4 x 20)
11	804-111	80 (4 x 20)
12	804-112	60 (4 x 15)
13	804-113	60 (4 x 15)
14	804-114	60 (4 x 15)
15	804-115	60 (4 x 15)
16	804-116	40 (4 x 10)
Pin spacings 7.5 mm/0.295 in and 10 mm/0.394 in upon request		





Connection/removal of fine-stranded wires:
Open the clamping unit using push button and fully insert stripped wire into the terminal block

Additional item-Nos for colored terminal strips blue ... /000-006 orange ... /000-012	Ordering example Term. strips, pin spacing 5 mm/0.197 in, 8 poles, orange 2 solder pins staggered 804-108/000-012
---	---

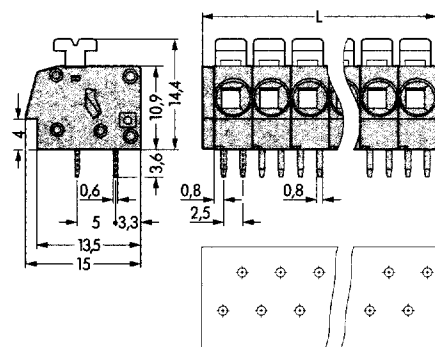


Terminal blocks of different colours with/without spacers are available upon request

Accessories	
	Test pin, 1 mm/0.039 Ø 735-500 1 Test wire for sold. onto test plug



Testing by touch contact with a test pin 1 mm/0.039 Ø



Features

- Suitable for all types of wires, solid wires can be introduced directly
- Individual coding using different colours

Diameter of drilled hole $1^{+0.1}$ mm
 $L = (\text{No. of poles} \times \text{pin spacing}) + 1.5 \text{ mm}$

CAGE CLAMP® S
clamps
solid, stranded and fine-stranded wires