

Insulated Terminal Blocks, Connections: Grey Terminal Block Side 2 x 1.5 mm² White Terminal Block Side 2 x 2.5 mm²

2 x 0.5 – 1.5 mm² "s"
2 x 0.5 – 2.5 mm² "s"
400 V/4 kV/2
18 A

2 x AWG 20 – 16 ①
2 x AWG 20 – 14 ②
300 V, 10 A
300 V, 10 A

2 x 0.5 – 1.5 mm² "s"
2 x 0.5 – 2.5 mm² "s"
400 V/4 kV/2
18 A

2 x AWG 20 – 16 ①
2 x AWG 20 – 14 ②
300 V, 10 A
300 V, 10 A

2 x 0.5 – 1.5 mm² "s"
2 x 0.5 – 2.5 mm² "s"
400 V/4 kV/2
18 A

2 x AWG 20 – 16 ①
2 x AWG 20 – 14 ②
300 V, 10 A

8 – 9 mm / 0.33 in




* VDE KECH CCA P

8 – 9 mm / 0.33 in

* VDE KECH CCA P

8 – 9 mm / 0.33 in

* VDE KECH CCA P

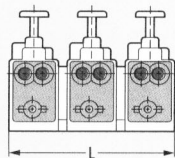


No. of poles	Item-No.	Item-No.	Pack.-unit pcs
Insulated terminal blocks with fixing holes, without printing ④, without push buttons			
housing			
	long	short	
2	293-402	293-452	1000
3	293-403	293-453	500
4	293-404	293-454	250
5	293-405	293-455	250
Push buttons on one side (white side) of terminal block			
housing			
	long	short	
2	293-502	293-552	1000
3	293-503	293-553	500
4	293-504	293-554	250
5	293-505	293-555	250
Push buttons on both sides			
housing			
	long	short	
2	293-602	293-652	1000
3	293-603	293-653	500
4	293-604	293-654	250
5	293-605	293-655	250

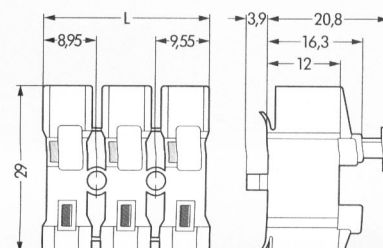
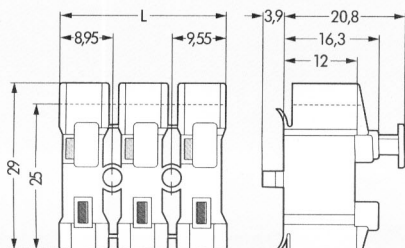
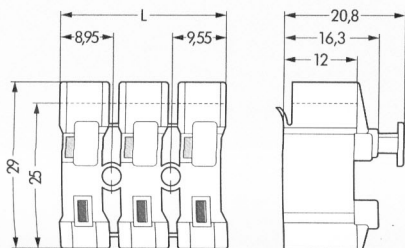
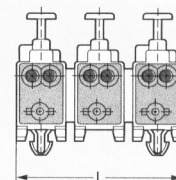
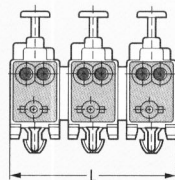
No. of poles	Item-No.	Item-No.	Pack.-unit pcs
Insulated terminal blocks with one snap-in mounting foot each per pole, without printing ④, without push buttons			
housing			
	long	short	
2	293-432	293-472	1000
3	293-433	293-473	500
4	293-434	293-474	250
5	293-435	293-475	250
Push buttons on one side (white side) of terminal block			
housing			
	long	short	
2	293-532	293-572	1000
3	293-533	293-573	500
4	293-534	293-574	250
5	293-535	293-575	250
Push buttons on both sides			
housing			
	long	short	
2	293-632	293-672	1000
3	293-633	293-673	500
4	293-634	293-674	250
5	293-635	293-675	250

No. of poles	Item-No.	Pack.-unit pcs
Insulated terminal blocks with 2 snap-in mounting feet per strip, without printing ④, without push buttons		
housing		
	long	
3	293-493	500
5	293-495	250
Push buttons on one side (white side) of terminal block		
housing		
	long	
3	293-593	500
5	293-595	250
Push buttons on both sides		
housing		
	long	
3	293-693	500
5	293-695	250

Dimensions (in mm) ① grey ② white terminal block side ③ in grounded (earthed) supply systems 400 V = rated voltage, 4 kV = rated surge voltage, 2 = pollution degree



No. of poles	Dim. L (mm)
2	18.5
3	28.5
4	38.5
5	48.5



* For further approvals with corresponding ratings see pages 10.3ff.