

---

## GaAs/GaAlAs IR Emitting Diodes in $\varnothing$ 5 mm Package


---

### Description

The TSIP760.-series are infrared emitting diodes in GaAlAs on GaAs technology, molded in a clear, untinted plastic package.

In comparison with the standard GaAs on GaAs technology these high intensity emitters achieve about 70 % radiant power improvement at a similar wavelength.

The forward voltages at low current and at high pulse current roughly correspond to the low values of the standard technology. Therefore these emitters are ideally suitable as high-performance replacements of standard emitters.



94 8494

### Features

- Extra high radiant power
- Low forward voltage
- Suitable for high pulse current operation
- Low profile ( $\varnothing$ 5mm) package
- Wide angle of half intensity  $\varphi = \pm 30^\circ$
- Peak wavelength  $\lambda_p = 925$  nm
- High reliability
- Good spectral matching to Si photodetectors

### Applications

Infrared remote control units with high power requirements

Free air transmission systems

Infrared source for optical counters and card readers

## Absolute Maximum Ratings

$T_{amb} = 25^{\circ}\text{C}$

Parameter	Test Conditions	Symbol	Value	Unit
Reverse Voltage		$V_R$	7	V
Forward Current		$I_F$	150	mA
Peak Forward Current	$t_p/T=0.5, t_p=100\ \mu\text{s}$	$I_{FM}$	300	mA
Surge Forward Current	$t_p=100\ \mu\text{s}$	$I_{FSM}$	3	A
Power Dissipation		$P_V$	210	mW
Junction Temperature		$T_j$	100	$^{\circ}\text{C}$
Operating Temperature Range		$T_{amb}$	-55...+100	$^{\circ}\text{C}$
Storage Temperature Range		$T_{stg}$	-55...+100	$^{\circ}\text{C}$
Soldering Temperature	$t \leq 5\text{sec}, 2\ \text{mm from case}$	$T_{sd}$	260	$^{\circ}\text{C}$
Thermal Resistance Junction/Ambient		$R_{thJA}$	350	K/W

## Basic Characteristics

$T_{amb} = 25^{\circ}\text{C}$

Parameter	Test Conditions	Symbol	Min	Typ	Max	Unit
Forward Voltage	$I_F = 100\ \text{mA}, t_p = 20\ \text{ms}$	$V_F$		1.3	1.8	V
	$I_F = 1.5\ \text{A}, t_p = 100\ \mu\text{s}$	$V_F$		2.4	3.2	V
Temp. Coefficient of $V_F$	$I_F = 100\ \text{mA}$	$TK_{V_F}$		-1.3		mV/K
Reverse Current	$V_R = 5\ \text{V}$	$I_R$			100	$\mu\text{A}$
Junction Capacitance	$V_R = 0\ \text{V}, f = 1\ \text{MHz}, E = 0$	$C_j$		30		pF
Temp. Coefficient of $\phi_e$	$I_F = 20\ \text{mA}$	$TK_{\phi_e}$		-0.8		%/K
Angle of Half Intensity		$\phi$		$\pm 30$		deg
Peak Wavelength	$I_F = 100\ \text{mA}$	$\lambda_p$		925		nm
Spectral Bandwidth	$I_F = 100\ \text{mA}$	$\Delta\lambda$		50		nm
Temp. Coefficient of $\lambda_p$	$I_F = 100\ \text{mA}$	$TK_{\lambda_p}$		0.2		nm/K
Rise Time	$I_F = 100\ \text{mA}$	$t_r$		800		ns
	$I_F = 1.5\ \text{A}$	$t_r$		500		ns
Fall Time	$I_F = 100\ \text{mA}$	$t_f$		800		ns
	$I_F = 1.5\ \text{A}$	$t_f$		500		ns

## Type Dedicated Characteristics

$T_{amb} = 25^{\circ}\text{C}$

Parameter	Test Conditions	Type	Symbol	Min	Typ	Max	Unit
Radiant Intensity	$I_F=100\ \text{mA}, t_p=20\ \text{ms}$	TSIP7600	$I_e$	8	15		mW/sr
		TSIP7601	$I_e$	12	20		mW/sr
Radiant Intensity	$I_F=1.5\ \text{A}, t_p=100\ \mu\text{s}$	TSIP7600	$I_e$	100	200		mW/sr
		TSIP7601	$I_e$	150	260		mW/sr
Radiant Power	$I_F=100\ \text{mA}, t_p=20\ \text{ms}$	TSIP7600	$\phi_e$		22		mW
		TSIP7601	$\phi_e$		25		mW

**Typical Characteristics** ( $T_{amb} = 25^{\circ}\text{C}$  unless otherwise specified)

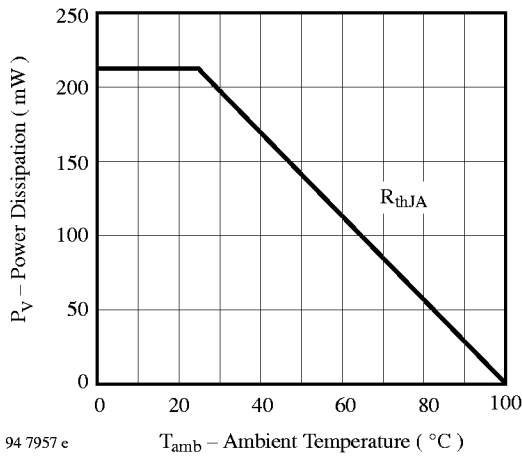


Figure 1. Power Dissipation vs. Ambient Temperature

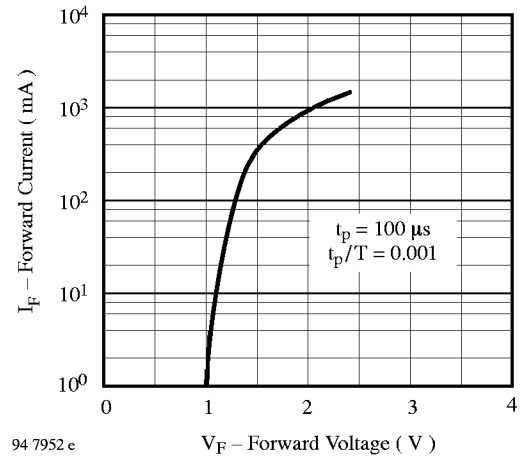


Figure 4. Forward Current vs. Forward Voltage

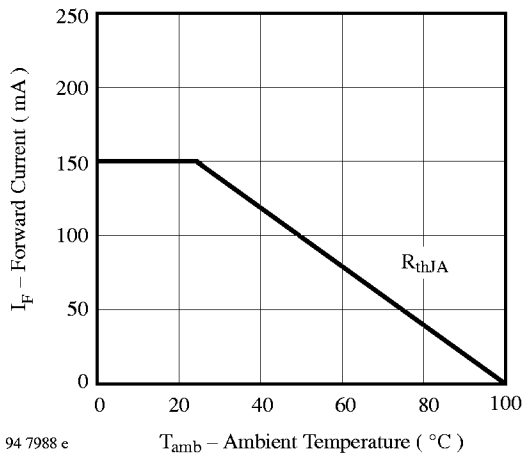


Figure 2. Forward Current vs. Ambient Temperature

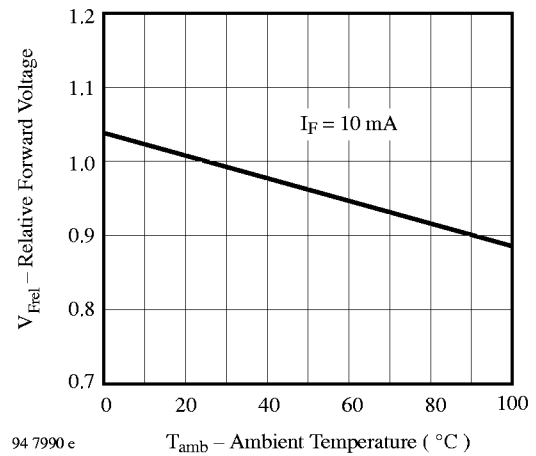


Figure 5. Relative Forward Voltage vs. Ambient Temperature

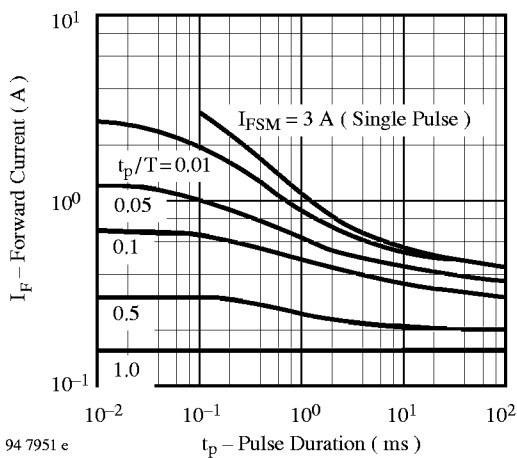


Figure 3. Pulse Forward Current vs. Pulse Duration

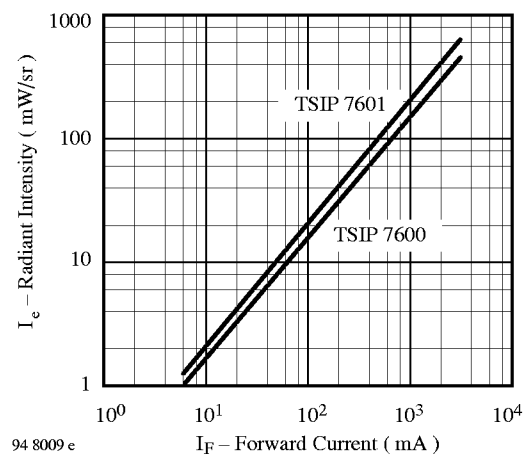


Figure 6. Radiant Intensity vs. Forward Current

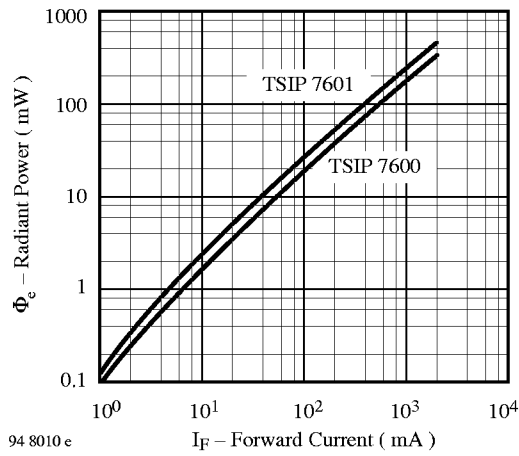


Figure 7. Radiant Power vs. Forward Current

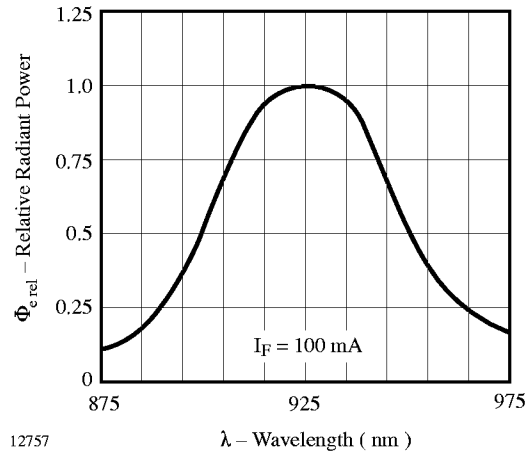


Figure 9. Relative Radiant Power vs. Wavelength

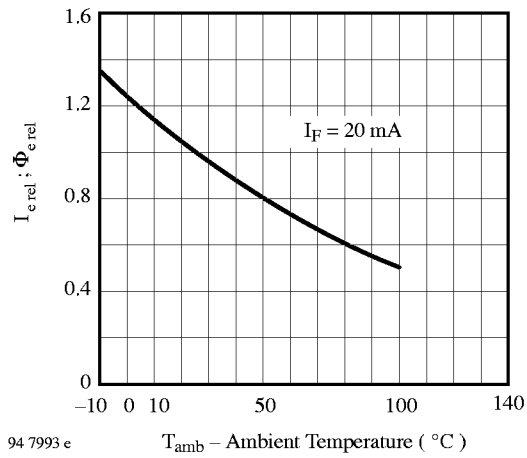


Figure 8. Rel. Radiant Intensity/Power vs. Ambient Temperature

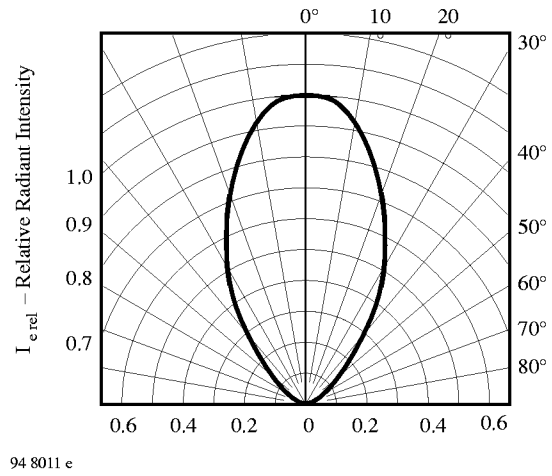
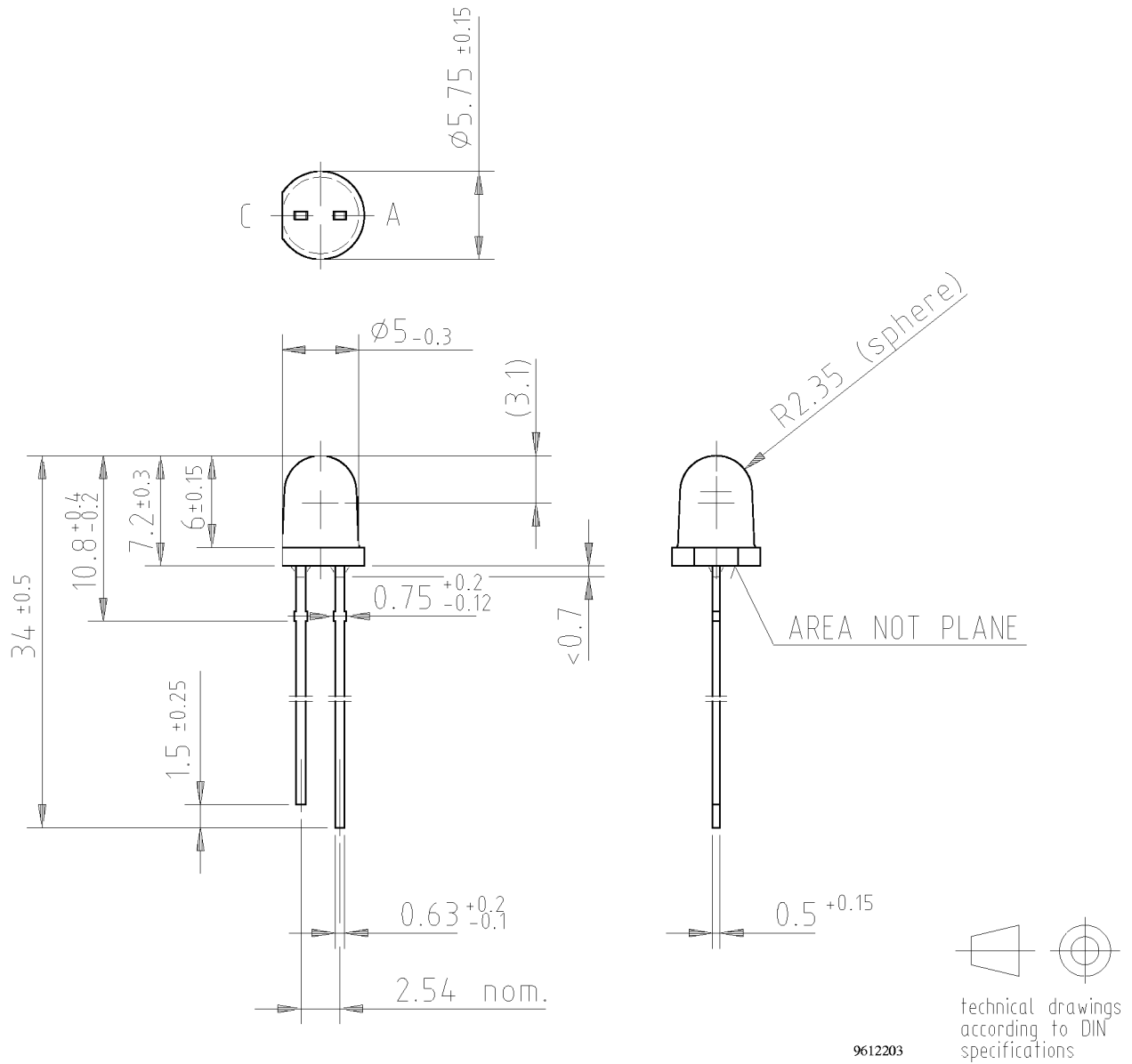


Figure 10. Relative Radiant Intensity vs. Angular Displacement

**Dimensions in mm**



## Ozone Depleting Substances Policy Statement

It is the policy of **TEMIC TELEFUNKEN microelectronic GmbH** to

1. Meet all present and future national and international statutory requirements.
2. Regularly and continuously improve the performance of our products, processes, distribution and operating systems with respect to their impact on the health and safety of our employees and the public, as well as their impact on the environment.

It is particular concern to control or eliminate releases of those substances into the atmosphere which are known as ozone depleting substances (ODSs).

The Montreal Protocol (1987) and its London Amendments (1990) intend to severely restrict the use of ODSs and forbid their use within the next ten years. Various national and international initiatives are pressing for an earlier ban on these substances.

**TEMIC TELEFUNKEN microelectronic GmbH** semiconductor division has been able to use its policy of continuous improvements to eliminate the use of ODSs listed in the following documents.

1. Annex A, B and list of transitional substances of the Montreal Protocol and the London Amendments respectively
2. Class I and II ozone depleting substances in the Clean Air Act Amendments of 1990 by the Environmental Protection Agency (EPA) in the USA
3. Council Decision 88/540/EEC and 91/690/EEC Annex A, B and C (transitional substances) respectively.

**TEMIC** can certify that our semiconductors are not manufactured with ozone depleting substances and do not contain such substances.

**We reserve the right to make changes to improve technical design and may do so without further notice.**

Parameters can vary in different applications. All operating parameters must be validated for each customer application by the customer. Should the buyer use TEMIC products for any unintended or unauthorized application, the buyer shall indemnify TEMIC against all claims, costs, damages, and expenses, arising out of, directly or indirectly, any claim of personal damage, injury or death associated with such unintended or unauthorized use.

TEMIC TELEFUNKEN microelectronic GmbH, P.O.B. 3535, D-74025 Heilbronn, Germany  
Telephone: 49 (0)7131 67 2831, Fax number: 49 (0)7131 67 2423