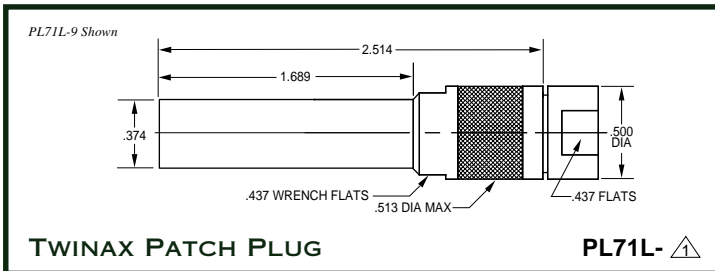
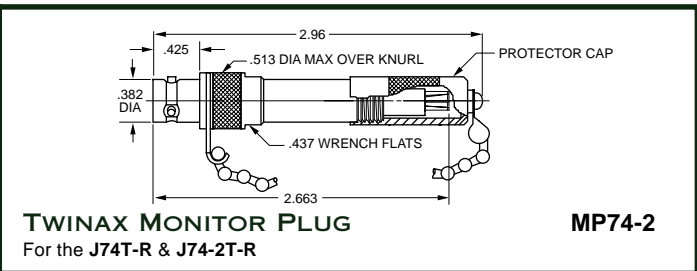


STANDARD TWINAX/TRIAX PATCHING

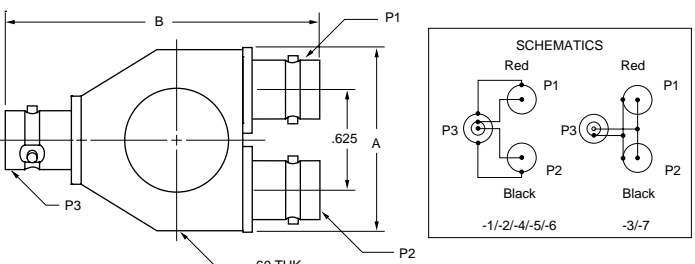


TWINAX PATCH PLUG PL71L-

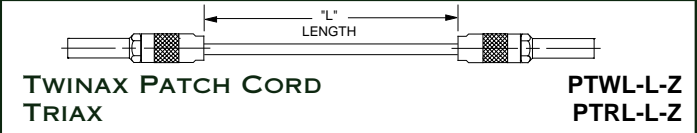


TWINAX MONITOR PLUG MP74-2
For the J74T-R & J74-2T-R


DASH NO.	CONNECTOR TYPE	A DIM	B DIM
-1	BJ20 BJ77	1.166	1.988
-2	PL21 BJ77	1.185	2.177
-3	PL21 BJ77	1.185	2.256
-4	BJ20 BJ77	1.166	1.988
-5	BJ20 PL3155	1.166	2.385
-6	BJ20 PL375	1.166	2.666
-7	UPL21 BJ77	1.186	2.256



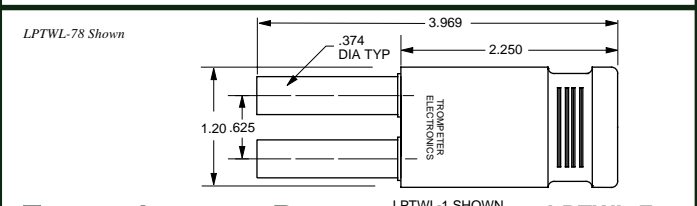
FIXED PARALLELING JACKS 305-0138-(see chart)
2 BNC JACKS TO 1 TRB JACK
2 BNC PLUGS TO 1 TRB JACK
2 BNC PLUGS TO 1 TRB JACK



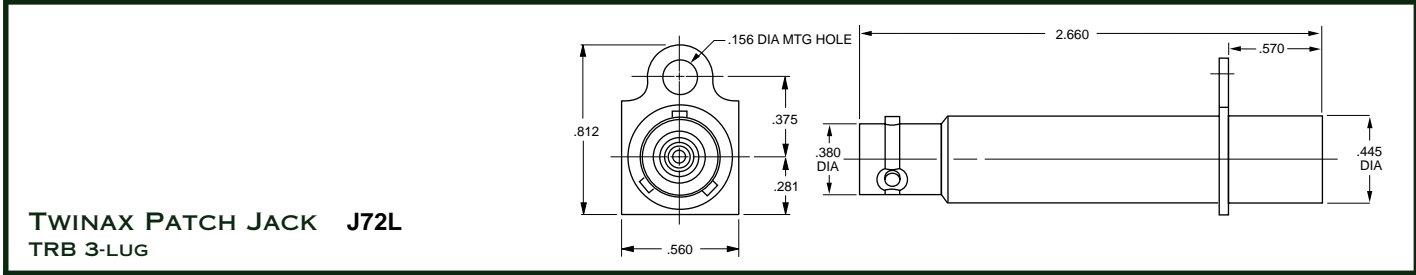
TWINAX PATCH CORD TRIAX **P7WL-L-Z**
P7RL-L-Z



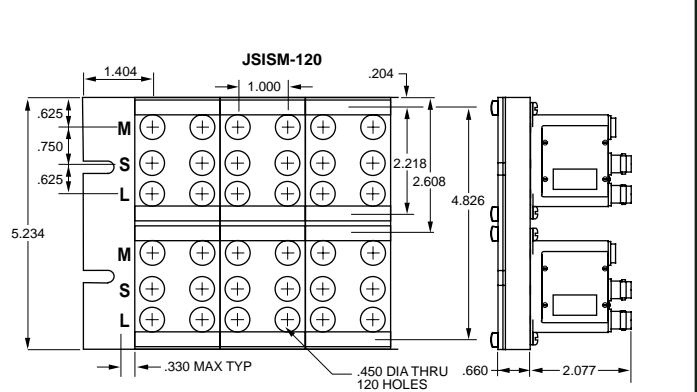
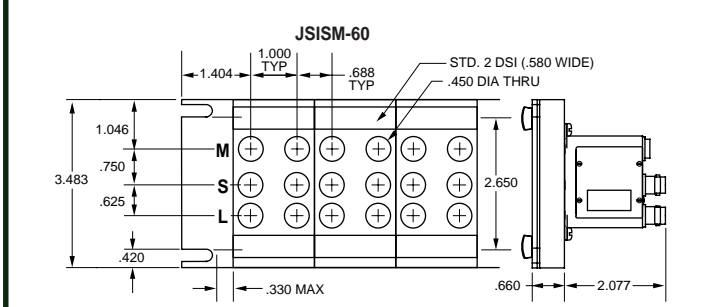
TWINAX DUAL PATCH CORD DPLTWLS-L-Z



TWINAX LOOPING PLUG LPTWL-Z
LPTWL-Z
LPTWL-Z



TWINAX PATCH JACK J72L
TRB 3-LUG



FRONT-LOADING MODULAR PANELS
FOR USE WITH J74MST-R PATCH JACKS (PG. 48)

PANEL DIMENSIONS	MODULES/PANELS	JACKS/MODULE	JACKS/PANEL	PART NUMBER
19" X 3.483	10	2	20	JSISM-60
19" X 2.34"	10	4	40	JSISM-120

R-Resistance (1/2 W1%), Z- Denotes Cable Impedance. - Refers to Cable Group Table, see pages 68-88. Standard and Subminiature Panels, see pages 42-45.