

# BNC Series

## Features


- Fast Connect/Disconnect Facility
- 50 ohm and 75 ohm Compatible Versions
- Choice of Plating Options
- Cable Connectors, PCB, Bulkhead, Panel and Adapters Available
- Available for a Wide Selection of Cables
- Choice of Solder/Clamp and Crimp/Crimp Cable Entry Connectors
- Strain Relief Boots Available For All Crimp Connectors
- Solder Tags Available

BNC connectors have a bayonet lock coupling mechanism to provide a fast connect/disconnect coaxial termination. The range covers cable entry (flexible) and PCB, bulkhead, panel and adapter versions and most are available in 50 ohm or 75 ohm compatible impedance. The most popular cable connectors are those with a solder center contact and clamp outer contact, or crimp center contact and crimp outer contact. Full crimp versions offer reduced production time and fast, consistent, reliable connections at a low installed cost. Other cable connectors are also available such as plugs with a pre-fitted center contact and a crimp outer, offering rapid assembly and ideal suitability for field applications. Standard finish is bright nickel plated body and gold plated center contact. Other finishes are also available.

M/A-COM BNC connectors are manufactured to ensure compatibility with connectors manufactured to the MIL-C-39012 specification.

### The following factors should be considered when selecting a connector:

- Series . . . . .(Consider Application, Compatibility)
- Impedance . . . . .(50 or 75 ohms)
- Style . . . . .(Plug, Jack, Adapter...etc.)
- Finish . . . . .(Bright Nickel, Gold...etc.)
- Method of Assembling Connector to Cable . . . . .(Crimp, Clamp or Solder)



## Contents

Typical Piece Parts	5
Specifications	6
Typical VSWR and Insertion Loss Characteristics	7
Straight Plugs	8
Elbow Plugs	13
Collet Lock Plugs	14
Panel Plug	15
Bulkhead Plug	15
Straight Jacks	16
Panel Jacks	18
Bulkhead Jacks	20
Bulkhead Sockets	24
Elbow Sockets	25
Insulated Bulkhead Sockets	26
Straight Panel Sockets	27
Elbow Panel Socket	27
P.C.B. Sockets	28
Molded P.C.B. Sockets	30
Molded Elbow P.C.B. Sockets	31
Adapters	32
Inter Series Adapters	35
Binding Post Adapters	38
Resistor Plugs	39
Attenuators	40
Caps	41
Terminations	42
Circuit Boxes	43
Y Connectors	44
Standard Cable Assemblies	45

### M/A-COM, Inc.

North America: Tel. (800) 366-2266  
Fax (800) 618-8883

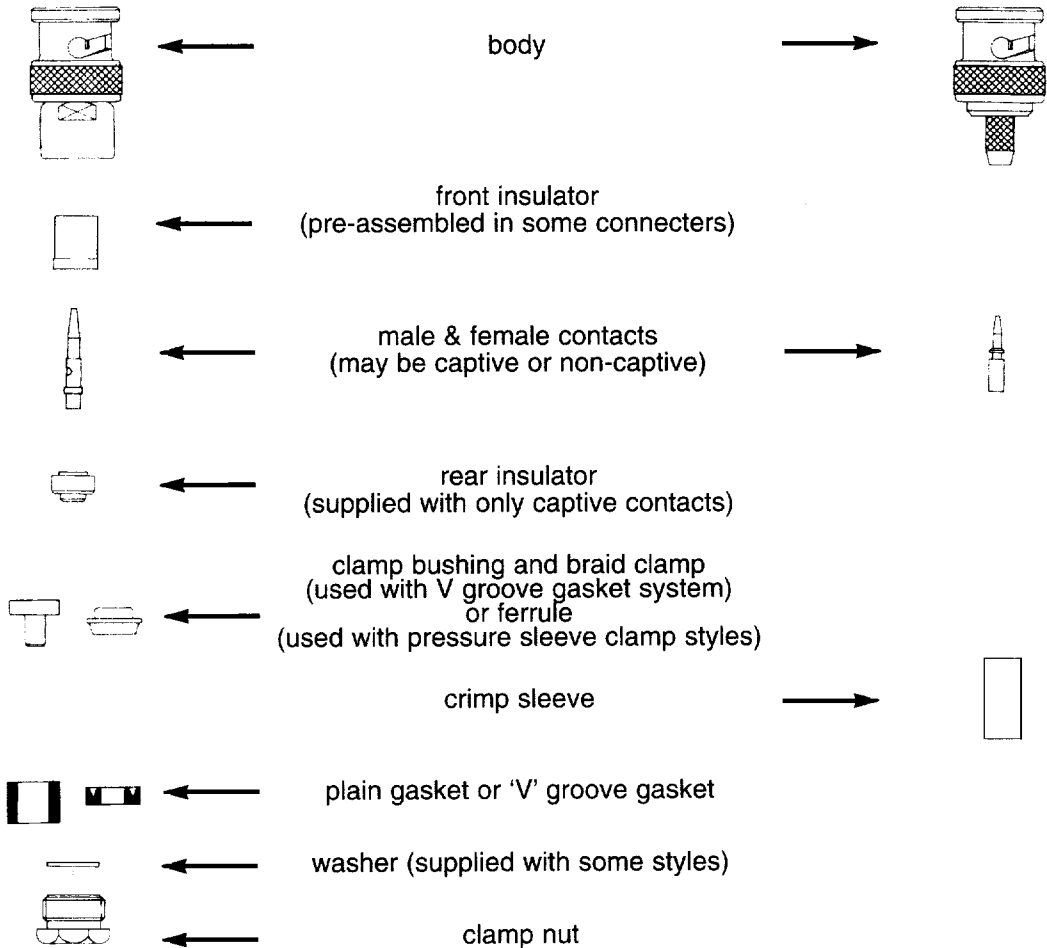
Asia/Pacific: Tel. +85 2 2111 8088  
Fax +85 2 2111 8087

Europe: Tel. +44 (1344) 869 595  
Fax +44 (1344) 300 020

**TYPICAL PIECE PARTS IN SOLDER/CLAMP AND CRIMP/CRIMP CONNECTERS**

**Solder/clamp connectors**

**Solder/crimp and crimp/crimp connectors**



The piece parts indicated above are typical for BNC connectors.

**M/A-COM, Inc.**

North America: Tel. (800) 366-2266  
Fax (800) 618-8883

Asia/Pacific: Tel. +85 2 2111 8088  
Fax +85 2 2111 8087

Europe: Tel. +44 (1344) 869 595  
Fax +44 (1344) 300 020

# BNC Series Specifications

BNC connectors have been designed to be fully intermatable with MIL-C-39012 connectors. All the information included within this page is typical for the series but will not necessarily apply to every style or version.

Specification	Straight Cable Connectors	Right Angle Cable Connectors and Adapters	Tee Adapters and Receptacles
V.S.W.R. at 1 GHz V.S.W.R. at 4 GHz	1.05 max 1.30 max	1.10 max 1.35 max	NA NA
Max capacitance Max insertion loss (at 3 GHz) R.F. leakage (between 2 GHz & 3 GHz)	NA 0.20 dB -55dB min -55dB max	NA 0.30 dB NA	5 pF NA NA
Max working voltage d.c. (At sea level) (At an altitude of 26 km) Max proof voltage d.c. (At sea level) (At an altitude of 26 km) Max proof voltage R.F. (5 MHz at sea level) Max currant rating d.c. Insulation resistance (min) Max contact resistance (Center contact) (Outer contact) (Braid to body)		500V 125V 2 kV 500V 1kV rms 1A 5G ohm 1.50m ohm 0.20m ohm 0.10m ohm	
Piece part specification	Base materials	Plating types	
Body parts Insulators Gaskets Center contacts	Brass P.T.F.E. Silicone rubber Brass or Beryllium copper	Bright nickel over copper NA NA 1.3-1.6 $\mu$ m gold over copper	

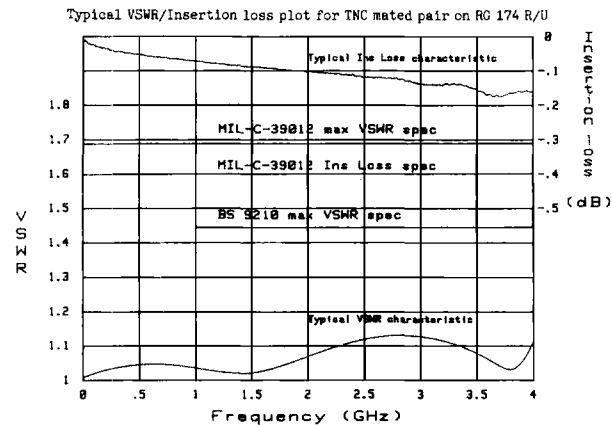
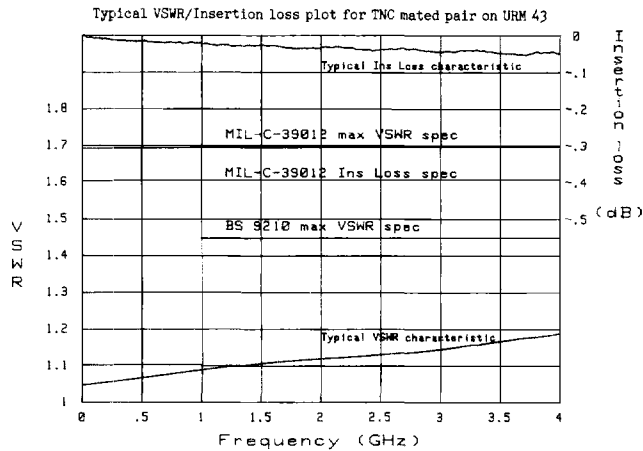
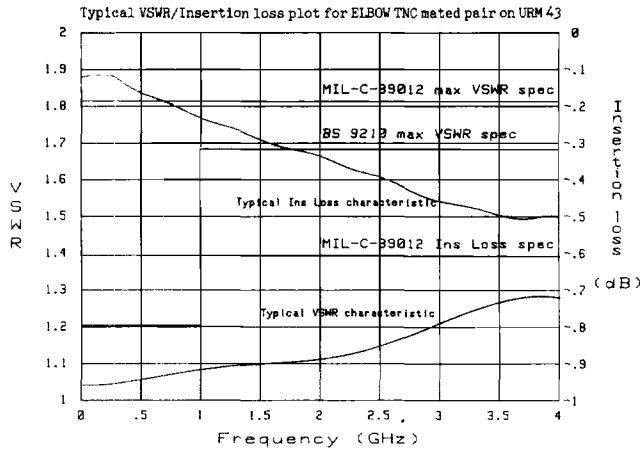
## M/A-COM, Inc.

North America: Tel. (800) 366-2266  
Fax (800) 618-8883

Asia/Pacific: Tel. +85 2 2111 8088  
Fax +85 2 2111 8087

Europe: Tel. +44 (1344) 869 595  
Fax +44 (1344) 300 020

# TYPICAL VSWR AND INSERTION LOSS CHARACTERISTICS



M/A-COM, Inc.

North America: Tel. (800) 366-2266  
Fax (800) 618-8883

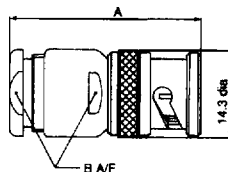
Asia/Pacific: Tel. +85 2 2111 8088  
Fax +85 2 2111 8087

Europe: Tel. +44 (1344) 869 595  
Fax +44 (1344) 300 020

# BNC Series

## STRAIGHT PLUGS

**Solder center contact,  
clamp outer**



Impedance	Cable group ①	Part Number ②	A	B	
50 ohm	009	B35 A70 • 009 X99	28.5	11.1	Captive contact, pressure sleeve cable clamp
50 ohm	010	B35 A06 • 010 X99	28.5	11.1	UG-style item, non-captive contact, V groove gasket
50 ohm	010	B35 A07 • 010 X99	28.5	11.1	Captive contact, V groove gasket braid clamp
50 ohm	010	B35 A18 • 010 X99	27.8	11.1	UG-style item, non-captive contact, V groove gasket
50 ohm	010	B35 A70 • 010 X99	28.5	11.1	Captive contact, pressure sleeve cable clamp
50 ohm	022	B35 A70 • 022 X99	28.5	11.1	As above
50 ohm	027	B35 A71 • 027 X99	30.4	12.7	As above
50 ohm	060	B35 A70 • 060 X99	28.5	11.1	As above
75 ohm	007	B37 A71 • 007 X99	30.4	12.7	As above
75 ohm	012	B37 A70 • 012 X99	28.5	11.1	As above
75 ohm	022	B37 A70 • 022 X99	28.5	11.1	As above
75 ohm	025	B37 A07 • 025 X99	28.5	11.1	Captive contact, V groove gasket, braid clamp
75 ohm	025	B37 A47 • 025 X99	28.0	11.1	UG style item non captive contact, V groove gasket
75 ohm	025	B37 A70 • 025 X99	28.0	11.1	Captive contact, pressure sleeve cable clamp
75 ohm	027	B37 A71 • 027 X99	30.4	12.7	As above
75 ohm	028	B37 A71 • 028 X99	30.4	12.7	As above
75 ohm	030	B37 A70 • 030 X99	28.5	11.1	As above
75 ohm	052	B37 A70 • 052 X99	28.5	11.1	As above
75 ohm	062	B37 A70 • 062 X99	28.5	11.1	As above
75 ohm	079	B37 A71 • 079 X99	30.4	12.7	As above
75 ohm	117	B37 A70 • 117 X99	28.5	11.1	As above
75 ohm	119	B37 A70 • 119 X99	28.5	11.1	As above

① For cable group to cable type cross reference refer to page 200.

② Replace the • in the part number with required plating code, see page 3 for details.

Please contact the Sales Office for any uncataloged requirements.

All measurements are in millimeters unless otherwise specified.

**M/A-COM, Inc.**

North America: Tel. (800) 366-2266  
Fax (800) 618-8883

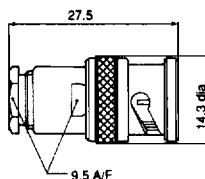
Asia/Pacific: Tel. +85 2 2111 8088  
Fax +85 2 2111 8087

Europe: Tel. +44 (1344) 869 595  
Fax +44 (1344) 300 020

# BNC Series

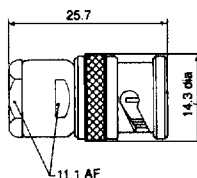
## STRAIGHT PLUGS

### Solder center contact, clamp outer



Impedance	Cable group ①	Part Number ②	
50 ohm	010	B35 A01 • 010 X99	Captive contact, pressure sleeve cable clamp
50 ohm	022	B35 A01 • 022 X99	As above
50 ohm	024	B35 A01 • 024 X99	As above
50 ohm	029	B35 A01 • 029 X99	As above
50 ohm	030	B35 A01 • 030 X99	As above
50 ohm	073	B35 A01 • 073 X99	As above (for semi-rigid cable)
50 ohm	010	B35 A11 • 010 X99	UG-style item, non-captive contact
75 ohm	025	B37 A48 • 025 X99	As above

### Solder center contact, clamp outer



Impedance	Cable group ①	Part Number ②	
75 ohm	025	B37 A53 • 025 X99	3 part rapid assembly with tapered ferrule

① For cable group to cable type cross reference refer to page 200.

② Replace the • in the part number with required plating code, see page 3 for details.  
Please contact the Sales Office for any uncataloged requirements.

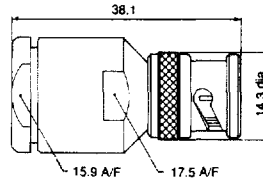
All measurements are in millimeters unless otherwise specified.

**M/A-COM, Inc.**

# BNC Series

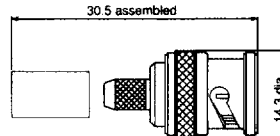
## STRAIGHT PLUGS

### Solder center contact, clamp outer



Impedance	Cable group ①	Part Number ②	
50 ohm	001	B35 A03 • 001 X99	Captive contact, pressure sleeve cable clamp
50 ohm	004	B35 A03 • 004 X99	As above

### Crimp center contact, crimp outer



Impedance	Cable group ①	Part Number ②	Crimp tool ③
50 ohm	010	B35 A41 • 010 X99	30040 or 30039
50 ohm	022	B35 A41 • 022 X99	30040 or 30039
50 ohm	060	B35 A41 • 060 X99	30040 or 30039
75 ohm	007	B37 A41 • 007 X99	30039
75 ohm	012	B37 A41 • 012 X99	30040 or 30039
75 ohm	022	B37 A41 • 022 X99	30040 or 30039
75 ohm	A25	B37 A41 • A25 X99	30040 or 30039
75 ohm	B25	B37 A41 • B25 X99	30040 or 30039
75 ohm	B35	B37 A41 • B35 X99	30039
75 ohm	062	B37 A55 • 062 X99	30039
75 ohm	117	B37 A55 • 117 X99	30039
75 ohm	366	B37 A41 • 366 X99	30040 or 30039

① For cable group to cable type cross reference refer to page 200.

② Replace the • in the part number with required plating code, see page 3 for details.

③ Crimp tool 30039 requires separate dies, for all details on tooling, see page 194.

④ Other colors available. Please contact the Sales Office.

Please contact the Sales Office for any uncataloged requirements.

All measurements are in millimeters unless otherwise specified.

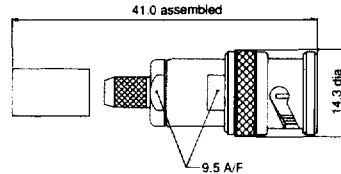
**M/A-COM, Inc.**

North America: Tel. (800) 366-2266 ■ Asia/Pacific: Tel. +85 2 2111 8088 ■ Europe: Tel. +44 (1344) 869 595  
 Fax (800) 618-8883 Fax +85 2 2111 8087 Fax +44 (1344) 300 020

# BNC Series

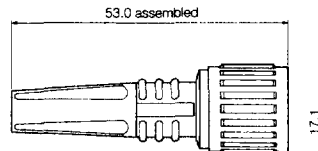
## STRAIGHT PLUGS

### BT crimp, crimp center contact crimp outer



Impedance	Cable group ①	Part Number ②		Crimp tool ③
75 ohm	030	B37 A91 • 030 X99	Crimp and clamp together design	30039
75 ohm	062	B37 A91 • 062 X99	As above	30039
75 ohm	117	B37 A91 • 117 X99	As above	30039

### Insulated plug, crimp center contact crimp outer



Impedance	Cable group ①	Part Number ②	Color ④	Crimp tool ③
50 ohm	B10	B35 A04 • B10 X99	Grey	30040 or 30039
75 ohm	B25	B37 A04 • B25 X99	Black	30040 or 30039

- ① For cable group to cable type cross reference refer to page 200.  
 ② Replace the • in the part number with required plating code, see page 3 for details.  
 ③ Crimp tool 30039 requires separate dies, for all details on tooling, see page 40.  
 ④ Other colors available. Please contact the Sales Office.  
 Please contact the Sales Office for any uncataloged requirements.

All measurements are in millimeters unless otherwise specified.

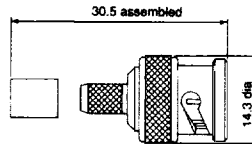
**M/A-COM, Inc.**

North America: Tel. (800) 366-2266 ■ Asia/Pacific: Tel. +85 2 2111 8088 ■ Europe: Tel. +44 (1344) 869 595  
 Fax (800) 618-8883 Fax +85 2 2111 8087 Fax +44 (1344) 300 020

# BNC Series

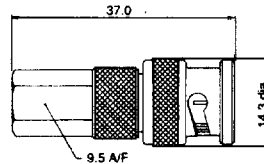
## STRAIGHT PLUGS

Pre-fitted center contact,  
crimp outer



Impedance	Cable group ①	Part Number ②	Crimp tool ③
75 ohm	A25	B37 A74 • A25 X99	Fast assembly, two piece design 30040

## Free Plug



Impedance	Cable group	Part Number
50 ohm	010	B35 A98 H010 X99
75 ohm	A25	B37 A98 HA25 X99

- ① For cable group to cable type cross reference refer to page 200.  
② Replace the • in the part number with required plating code, see page 3 for details.  
③ Crimp tool 30039 requires separate dies, for all details on tooling, see page 194.  
Please contact the Sales Office for any uncataloged requirements.

All measurements are in millimeters unless otherwise specified.

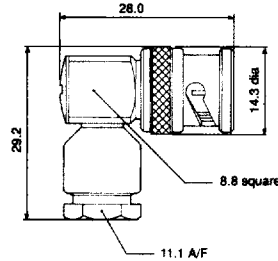
**M/A-COM, Inc.**

North America: Tel. (800) 366-2266 ■ Asia/Pacific: Tel. +85 2 2111 8088 ■ Europe: Tel. +44 (1344) 869 595  
Fax (800) 618-8883 Fax +85 2 2111 8087 Fax +44 (1344) 300 020

# BNC Series

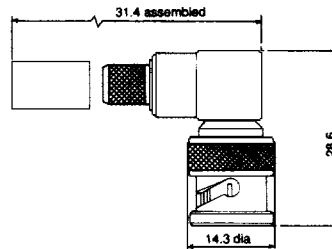
## ELBOW PLUGS

### Solder center contact, clamp outer



Impedance	Cable group ①	Part Number ②	
50 ohm	010	B35 B02 • 010 X99	Captive contact, pressure sleeve cable clamp
50 ohm	010	B35 B12 • 010 X99	Captive contact, V groove gasket, braid clamp
50 ohm	022	B35 B02 • 022 X99	Captive contact, pressure sleeve cable clamp
75 ohm	012	B37 B02 • 012 X99	Captive contact, pressure sleeve cable clamp
75 ohm	022	B37 B02 • 022 X99	As above
75 ohm	025	B37 B02 • 025 X99	As above
75 ohm	025	B37 B12 • 025 X99	Captive contact, V groove gasket, braid clamp
75 ohm	052	B37 B02 • 052 X99	Captive contact, pressure sleeve cable clamp
75 ohm	062	B37 B02 • 062 X99	As above

### Crimp center contact, crimp outer



Impedance	Cable group ①	Part Number ②	Crimp tool ③
50 ohm	010	B35 B28 • 010 X99	30040 or 30039
50 ohm	022	B35 B28 • 022 X99	30040 or 30039
50 ohm	060	B35 B28 • 060 X99	30040 or 30039
75 ohm	012	B37 B28 • 012 X99	30040 or 30039
75 ohm	022	B37 B28 • 022 X99	30040 or 30039
75 ohm	A25	B37 B28 • A25 X99	30040 or 30039
75 ohm	B25	B37 B28 • B25 X99	30040 or 30039

- ① For cable group to cable type cross reference refer to page 200.  
 ② Replace the • in the part number with required plating code, see page 3 for details.  
 ③ Crimp tool 30039 requires separate dies, for all details on tooling, see page 194.  
 Please contact the Sales Office for any uncataloged requirements.

All measurements are in millimeters unless otherwise specified.

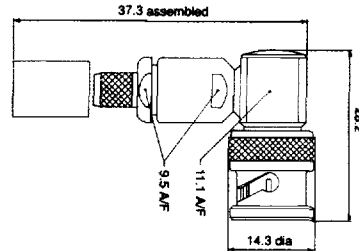
M/A-COM, Inc.

North America: Tel. (800) 366-2266 ■ Asia/Pacific: Tel. +85 2 2111 8088 ■ Europe: Tel. +44 (1344) 869 595  
 Fax (800) 618-8883 Fax +85 2 2111 8087 Fax +44 (1344) 300 020

# BNC Series

## ELBOW PLUGS

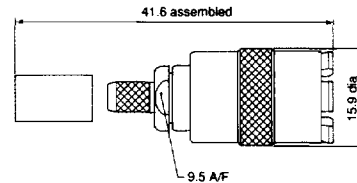
**BT crimp, solder center contact, crimp outer**



Impedance	Cable group ①	Part Number ②		Crimp tool ③
75 ohm	062	B37 B92 • 062 X99	Solder, crimp and clamp together design	30039
75 ohm	117	B37 B92 • 117 X99	As above	30039

## COLLET LOCK PLUG

**Collet lock, crimp center contact, crimp outer**



M/A-COM collet lock plugs mate with standard BNC sockets, but utilize a special collet lock mechanism in place of the normal BNC bayonet coupling. This gives consistent and much improved screening efficiency together with low contact resistance in outer co-axial path, use of these connectors provides the opportunity to upgrade the overall screening performance of systems using BNC sockets, with consequent benefits in respect of reduced r.f. leakage and reduced susceptibility to external interference signals. The level of screening provided is better than that needed to compliment double braided cables, and is appropriate for many of the newly developed superscreened cables—for example, those developed at UKAEA Winfrith. The connectors use crimped terminations for inner conductor and screen.

Impedance	Cable group ①	Part Number ②	Crimp tool ③
50 ohm	339	B35 A26 • 339 X99	30040 or 30039
50 ohm	344	B35 A26 • 344 X99	30040 or 30039
75 ohm	062	B37 A26 • 062 X99	30039

- ① For cable group to cable type cross reference refer to page 200.
  - ② Replace the • in the part number with required plating code, see page 3 for details.
  - ③ Crimp tool 30039 requires separate dies, for all details on tooling, see page 194.
- Please contact the Sales Office for any uncataloged requirements.

All measurements are in millimeters unless otherwise specified.

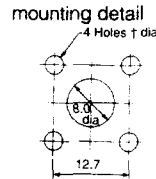
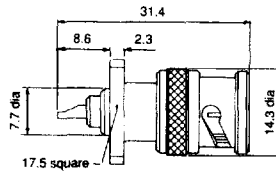
**M/A-COM, Inc.**

North America: Tel. (800) 366-2266 ■ Asia/Pacific: Tel. +85 2 2111 8088 ■ Europe: Tel. +44 (1344) 869 595  
 Fax (800) 618-8883 Fax +85 2 2111 8087 Fax +44 (1344) 300 020

# BNC Series

## PANEL PLUG

### Straight



fixing hole sizes  
(see part number)  
M2.5 x 0.45 — 6H=D  
3.56 UNF=E  
4.40 UNC=F  
6 BA=G  
3.0mm=H  
2.8mm=K

#### Impedance

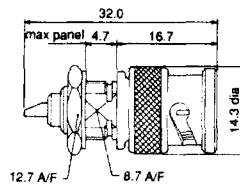
50 ohm  
75 ohm

#### Part Number ②

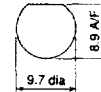
B35 C86 • 999 †99  
B37 C86 • 999 †99

## BULKHEAD PLUG

### Front Mount



#### mounting detail



#### Impedance

50 ohm  
75 ohm

#### Part Number ②

B35 D76 • 999 X99  
B37 D76 • 999 X99

- ① For cable group to cable type cross reference refer to page 200.  
② Replace the • in the part number with required plating code, see page 3 for details.  
† Replace the † in the part number with the letter corresponding to fixing hole sizes.  
Please contact the Sales Office for any uncataloged requirements.

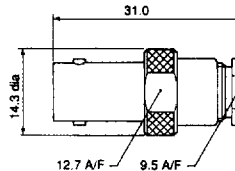
All measurements are in millimeters unless otherwise specified.  
M/A-COM, Inc.

North America: Tel. (800) 366-2266 ■ Asia/Pacific: Tel. +85 2 2111 8088 ■ Europe: Tel. +44 (1344) 869 595  
Fax (800) 618-8883 Fax +85 2 2111 8087 Fax +44 (1344) 300 020

# BNC Series

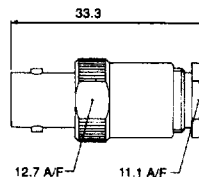
## STRAIGHT JACKS

### Solder center contact, clamp outer



Impedance	Cable group ①	Part Number ②	
50 ohm	010	B35 E13 • 010 X99	UG-style item, non-captive contact
50 ohm	022	B35 E03 • 022 X99	Captive contact, pressure sleeve cable clamp
50 ohm	030	B35 E03 • 030 X99	As above
75 ohm	025	B37 E21 • 025 X99	UG-style item, non-captive contact

### Solder center contact, clamp outer



Impedance	Cable group ①	Part Number ②	
50 ohm	010	B35 E06 • 010 X99	UG-style item, non-captive contact
50 ohm	010	B35 E07 • 010 X99	Captive contact, V groove gasket, braid clamp
50 ohm	010	B35 E20 • 010 X99	UG-style item, non-captive contact, V groove gasket
50 ohm	010	B35 E60 • 010 X99	Captive contact, pressure sleeve cable clamp
50 ohm	022	B35 E60 • 022 X99	As above
75 ohm	012	B37 E60 • 012 X99	As above
75 ohm	022	B37 E60 • 022 X99	As above
75 ohm	025	B37 E22 • 025 X99	UG-style item, non-captive contact, V groove gasket
75 ohm	025	B37 E60 • 025 X99	Captive contact, pressure sleeve cable clamp
75 ohm	052	B37 E60 • 052 X99	As above

① For cable group to cable type cross reference refer to page 200.

② Replace the • in the part number with required plating code, see page 3 for details.

Please contact the Sales Office for any uncataloged requirements.

All measurements are in millimeters unless otherwise specified.

M/A-COM, Inc.

North America: Tel. (800) 366-2266  
Fax (800) 618-8883

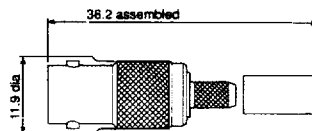
Asia/Pacific: Tel. +85 2 2111 8088  
Fax +85 2 2111 8087

Europe: Tel. +44 (1344) 869 595  
Fax +44 (1344) 300 020

# BNC Series

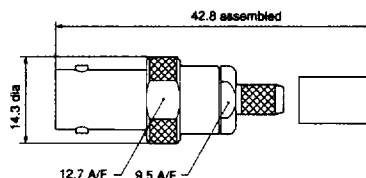
## STRAIGHT JACKS

### Crimp center contact, crimp outer



Impedance	Cable group ①	Part Number ②	Crimp tool ③
50 ohm	010	B35 E43 • 010 X99	30040 or 30039
50 ohm	022	B35 E43 • 022 X99	30040 or 30039
50 ohm	060	B35 E43 • 060 X99	30040 or 30039
75 ohm	012	B37 E43 • 012 X99	30040 or 30039
75 ohm	022	B37 E43 • 022 X99	30040 or 30039
75 ohm	A25	B37 E43 • A25 X99	30040 or 30039
75 ohm	B25	B37 E43 • B25 X99	30040 or 30039

### Crimp center contact, crimp outer



Impedance	Cable group ①	Part Number ②	Crimp tool ③
75 ohm	062	B37 E93 • 062 X99	30039

- ① For cable group to cable type cross reference refer to page 200.  
 ② Replace the • in the part number with required plating code, see page 3 for details.  
 ③ Crimp tool 30039 requires separate dies, for all details on tooling, see page 194.  
 † Replace the † in the part number with the letter corresponding to fixing hole sizes.  
 Please contact the Sales Office for any uncataloged requirements.

All measurements are in millimeters unless otherwise specified.

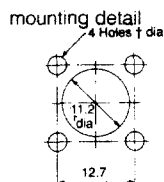
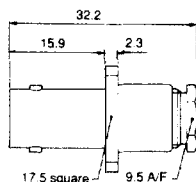
**M/A-COM, Inc.**

North America: Tel. (800) 366-2266 ■ Asia/Pacific: Tel. +85 2 2111 8088 ■ Europe: Tel. +44 (1344) 869 595  
 Fax (800) 618-8883 Fax +85 2 2111 8087 Fax +44 (1344) 300 020

# BNC Series

## PANEL JACKS

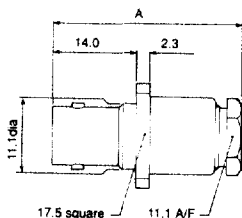
### Solder center contact, clamp outer



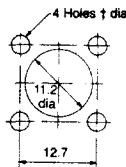
fixing hole sizes  
(see part number)  
M2.5 x 0.45 — 6H=D  
3.56 UNF=E  
4.40 UNC=F  
6 BA=G  
3.0mm=H  
2.8mm=K

Impedance	Cable group ①	Part Number ②	
50 ohm	022	B35 G04 • 022 †99	Captive contact, pressure sleeve cable clamp
50 ohm	024	B35 G04 • 024 †99	As above
50 ohm	073	B35 G04 • 073 †99	As above (for semi-rigid cable)

### Solder center contact, clamp outer



mounting detail



fixing hole sizes  
(see part number)  
M2.5 x 0.45 — 6H=D  
3.56 UNF=E  
4.40 UNC=F  
6 BA=G  
3.0mm=H  
2.8mm=K

Impedance	Cable group ①	Part Number ②	Dim A	
50 ohm	010	B35 G06 • 010 †99	31.0 mm	UG-style item, non-captive V groove gasket
50 ohm	010	B35 G24 • 010 †99	31.0 mm	As above
50 ohm	010	B35 G57 • 010 †99	31.0 mm	Captive contact, pressure sleeve cable clamp
50 ohm	022	B35 G57 • 022 †99	31.0 mm	As above
50 ohm	060	B35 G57 • 060 †99	31.0 mm	As above
75 ohm	012	B37 G57 • 012 †99	31.0 mm	As above
75 ohm	022	B37 G57 • 022 †99	31.0 mm	As above
75 ohm	025	B37 G57 • 025 †99	31.0 mm	As above
75 ohm	052	B37 G57 • 052 †99	31.0 mm	As above
75 ohm	119	B37 G57 • 119 †99	31.0 mm	As above

- ① For cable group to cable type cross reference refer to page 200.  
 ② Replace the • in the part number with required plating code, see page 3 for details.  
 ③ Crimp tool 30039 requires separate dies, for all details on tooling, see page 194.  
 † Replace the † in the part number with the letter corresponding to fixing hole sizes.  
 Please contact the Sales Office for any uncataloged requirements.

All measurements are in millimeters unless otherwise specified.

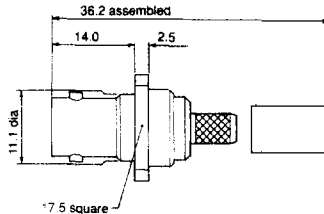
M/A-COM, Inc.

North America: Tel. (800) 366-2266 ■ Asia/Pacific: Tel. +85 2 2111 8088 ■ Europe: Tel. +44 (1344) 869 595  
 Fax (800) 618-8883 Fax +85 2 2111 8087 Fax +44 (1344) 300 020

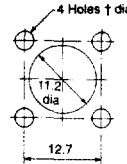
# BNC Series

## PANEL JACKS

### Crimp center contact, crimp outer



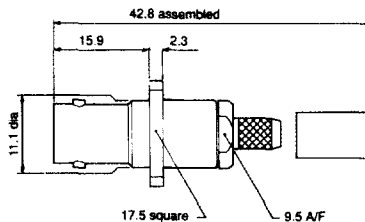
mounting detail



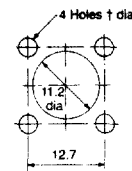
fixing hole sizes  
(see part number)  
M2.5 x 0.45 — 6H=D  
3.56 UNF=E  
4.40 UNC=F  
6 BA=G  
3.0mm=H  
2.8mm=K

Impedance	Cable group ①	Part Number ②	Crimp tool ③
50 ohm	010	B35 G44 • 010 †99	30040 or 30039
50 ohm	022	B35 G44 • 022 †99	30040 or 30039
50 ohm	060	B35 G44 • 060 †99	30040 or 30039
75 ohm	A25	B37 G44 • A25 †99	30040 or 30039
75 ohm	B25	B37 G44 • B25 †99	30040 or 30039

### Crimp center contact, crimp outer



mounting detail



fixing hole sizes  
(see part number)  
M2.5 x 0.45 — 6H=D  
3.56 UNF=E  
4.40 UNC=F  
6 BA=G  
3.0mm=H  
2.8mm=K

Impedance	Cable group ①	Part Number ②	Crimp tool ③
75 ohm	062	B37 G94 • 062 †99	30039
75 ohm	117	B37 G94 • 117 †99	30039

- ① For cable group to cable type cross reference refer to page 200.  
 ② Replace the • in the part number with required plating code, see page 3 for details.  
 ③ Crimp tool 30039 requires separate dies, for all details on tooling, see page 194.  
 † Replace the † in the part number with the letter corresponding to fixing hole sizes.  
 Please contact the Sales Office for any uncataloged requirements.

All measurements are in millimeters unless otherwise specified.

M/A-COM, Inc.

North America: Tel. (800) 366-2266  
Fax (800) 618-8883

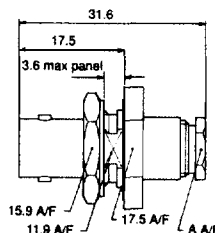
Asia/Pacific: Tel. +85 2 2111 8088  
Fax +85 2 2111 8087

Europe: Tel. +44 (1344) 869 595  
Fax +44 (1344) 300 020

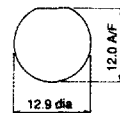
# BNC Series

## BULKHEAD JACKS

Solder center contact,  
clamp outer



mounting detail



Impedance	Cable group ①	Part Number ②	Dim A	
50 ohm	009	B35 H39 • 009 X99	11.10 mm	Captive contact, pressure sleeve cable clamp
50 ohm	010	B35 H05 • 010 X99	11.10 mm	UG-style term non-captive contact, V groove gasket
50 ohm	010	B35 H06 • 010 X99	11.10 mm	As above
50 ohm	010	B35 H07 • 010 X99	11.10 mm	Captive contact, V groove gasket, braid clamp
50 ohm	010	B35 H39 • 010 X99	11.10 mm	Captive contact, pressure sleeve cable clamp
50 ohm	022	B35 H30 • 022 X99	9.53 mm	As above
50 ohm	022	B35 H39 • 022 X99	11.10 mm	As above
50 ohm	024	B35 H30 • 024 X99	9.53 mm	As above
75 ohm	012	B37 H39 • 012 X99	11.10 mm	As above
75 ohm	022	B37 H39 • 022 X99	11.10 mm	As above
75 ohm	025	B37 H07 • 025 X99	11.10 mm	Captive contact, V groove gasket, braid clamp
75 ohm	025	B37 H39 • 025 X99	11.10 mm	Captive contact, pressure sleeve cable clamp
75 ohm	025	B37 H40 • 025 X99	11.10 mm	UG-style item, non-captive contact, V groove gasket
75 ohm	025	B37 H50 • 025 X99	11.10 mm	As above
75 ohm	052	B37 H39 • 052 X99	11.10 mm	Captive contact, pressure cable clamp

① For cable group to cable type cross reference refer to page 200.

② Replace the • in the part number with required plating code, see page 3 for details.

③ Crimp tool 30039 requires separate dies, for all details on tooling, see page 194.

Please contact the Sales Office for any uncataloged requirements.

All measurements are in millimeters unless otherwise specified.

**M/A-COM, Inc.**

North America: Tel. (800) 366-2266  
Fax (800) 618-8883

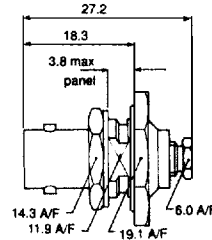
Asia/Pacific: Tel. +85 2 2111 8088  
Fax +85 2 2111 8087

Europe: Tel. +44 (1344) 869 595  
Fax +44 (1344) 300 020

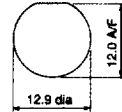
# BNC Series

## BULKHEAD JACKS

**Solder center contact,  
clamp outer**  
(rear mount for miniature cables)

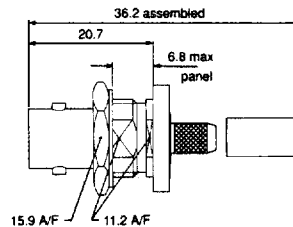


mounting detail

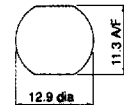


Impedance	Cable group ①	Part Number ②	
50 ohm	022	B35 H03 • 022 X99	Captive contact, pressure sleeve cable clamp
50 ohm	024	B35 H03 • 024 X99	As above

**Crimp center contact,  
crimp outer**  
(rear mount)



mounting detail



Impedance	Cable group ①	Part Number ②		Crimp tool ③
75 ohm	B25	B37 H79 • B25 X99	Captive contact	30040 or 30039

- ① For cable group to cable type cross reference refer to page 200.  
 ② Replace the • in the part number with required plating code, see page 3 for details.  
 † Replace the † in the part number with the letter corresponding to fixing hole sizes.  
 Please contact the Sales Office for any uncataloged requirements.

All measurements are in millimeters unless otherwise specified.

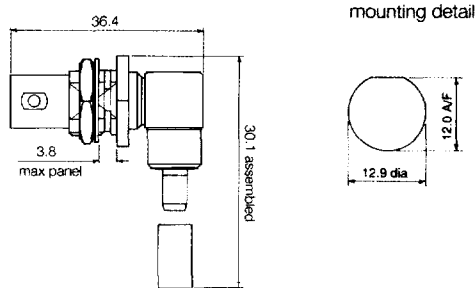
**M/A-COM, Inc.**

North America: Tel. (800) 366-2266 ■ Asia/Pacific: Tel. +85 2 2111 8088 ■ Europe: Tel. +44 (1344) 869 595  
 Fax (800) 618-8883 Fax +85 2 2111 8087 Fax +44 (1344) 300 020

# BNC Series

## BULKHEAD ELBOW JACK

**Crimp center contact,  
crimp outer  
(rear mount)**

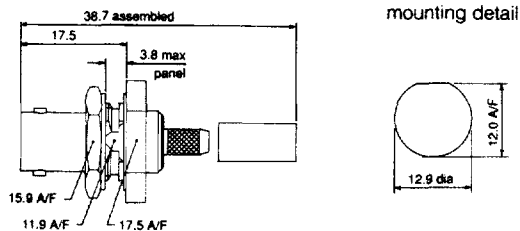


**Impedance** 50 ohm  
**Cable group ①** B10  
**Part Number ②** B35 H14 • B10 X99

**Crimp tool ③**  
Captive contact  
30040 or 30039

## BULKHEAD JACKS

**Crimp center contact,  
crimp outer  
(rear mount)**



Impedance	Cable group ①	Part Number ②
50 ohm	010	B35 H45 • 010 X99
50 ohm	022	B35 H45 • 022 X99
50 ohm	060	B35 H45 • 060 X99
75 ohm	012	B37 H45 • 012 X99
75 ohm	022	B37 H45 • 022 X99
75 ohm	A25	B37 H45 • A25 X99
75 ohm	B25	B37 H45 • B25 X99

**Crimp tool ③**  
30040 or 30039  
30040 or 30039  
30040 or 30039  
30040 or 30039  
30040 or 30039  
30040 or 30039  
30040 or 30039

① For cable group to cable type cross reference refer to page 200.  
② Replace the • in the part number with required plating code, see page 3 for details.  
③ Crimp tool 30039 requires separate dies, for all details on tooling, see page 194.  
Please contact the Sales Office for any uncataloged requirements.

All measurements are in millimeters unless otherwise specified.

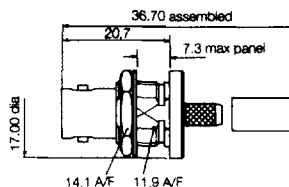
**M/A-COM, Inc.**

North America: Tel. (800) 366-2266	■	Asia/Pacific: Tel. +85 2 2111 8088	■	Europe: Tel. +44 (1344) 869 595
Fax (800) 618-8883		Fax +85 2 2111 8087		Fax +44 (1344) 300 020

# BNC Series

## BULKHEAD JACKS

### Insulated crimp center contact, crimp outer (rear mount)

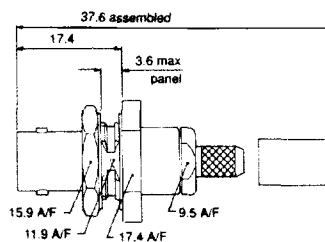


mounting detail

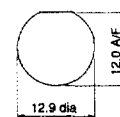


Impedance	Cable group ①	Part Number ②	Crimp tool ③
50 ohm	010	B35 H51 • B10 X99	30040 or 30039
50 ohm	022	B35 H51 • 022 X99	30040 or 30039
75 ohm	A25	B37 H51 • A25 X99	30040 or 30039
75 ohm	B25	B37 H51 • A25 X99	30040 or 30039

### Crimp center contact, crimp outer (rear mount)



mounting detail



Impedance	Cable group ①	Part Number ②	Crimp tool ③
75 ohm	062	B37 H95 • 062 X99	30039
75 ohm	117	B37 H95 • 117 X99	30039

- ① For cable group to cable type cross reference refer to page 200.  
 ② Replace the • in the part number with required plating code, see page 3 for details.  
 ③ Crimp tool 30039 requires separate dies, for all details on tooling, see page 194.  
 Please contact the Sales Office for any uncataloged requirements.

All measurements are in millimeters unless otherwise specified.

M/A-COM, Inc.

North America: Tel. (800) 366-2266  
 Fax (800) 618-8883

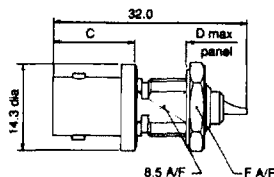
Asia/Pacific: Tel. +85 2 2111 8088  
 Fax +85 2 2111 8087

Europe: Tel. +44 (1344) 869 595  
 Fax +44 (1344) 300 020

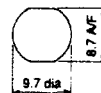
# BNC Series

## BULKHEAD SOCKETS

### Panel sealed, straight (front mount)

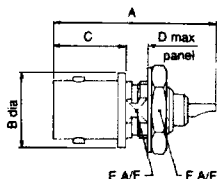


panel mounting detail

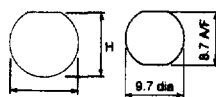


Impedance	Part Number ①	C	D	F
50 ohm	B35 M08 • 999 X99	13.8	8.2	14.3
50 ohm	B35 M41 • 999 X99	15.1	6.8	12.7
75 ohm	B37 M08 • 999 X99	13.8	8.2	14.3

### Straight (front mount)



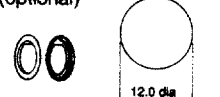
panel mounting detail



style 1

style 2

insulating bushes  
(optional)



can only be used with  
style 1 versions

Impedance	Part Number ①	Style	Below	A	B	C	D	(D)	E	F	G	H
50 ohm	B35 M13 • 999 X99	1	1	32.0	12.5	12.0	9.9	9.1	8.7	12.7	9.7	8.9
50 ohm	B35 M26 • 999 X99	1	1&2	27.0	12.5	12.0	5.9	5.1	8.7	12.7	9.7	8.9
50 ohm	B35 M27 • 999 X99	1		27.0	12.5	12.0	3.8	3.0	8.7	12.7	9.7	8.9
50 ohm	B35 M29 • 999 X99	1	3	27.0	12.5	12.0	3.8		10.1	12.7	11.2	10.4
50 ohm	B35 M63 • 999 X99	2		27.0	12.5	12.0	3.8	3.0	8.5	12.7	9.7	8.7
50 ohm	B35 M84 • 999 X99	1	2	27.0	15.6	12.0	3.8	3.0	11.9	14.3	12.9	12.0
75 ohm	B37 M13 • 999 X99	1	1	32.0	12.5	12.0	9.9	9.1	8.7	12.7	9.7	8.9
75 ohm	B37 M26 • 999 X99	1	1&2	27.0	12.5	12.0	5.9	5.1	8.7	12.7	9.7	8.9
75 ohm	B37 M27 • 999 X99	1		27.0	12.5	12.0	3.8	3.0	8.7	12.7	9.7	8.9
75 ohm	B37 M29 • 999 X99	1	3	27.0	12.5	12.0	3.8		10.2	12.7	11.2	10.4
75 ohm	B37 M63 • 999 X99	2		27.0	12.5	12.0	3.8	3.0	8.5	12.7	9.7	8.7
75 ohm	B37 M84 • 999 X99	1	2	27.0	15.8	12.0	3.8	3.0	11.9	14.3	12.9	12.0

See notes on following page

All measurements are in millimeters unless otherwise specified.

M/A-COM, Inc.

North America: Tel. (800) 366-2266  
Fax (800) 618-8883

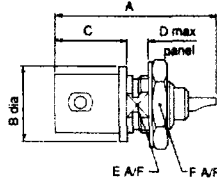
Asia/Pacific: Tel. +85 2 2111 8088  
Fax +85 2 2111 8087

Europe: Tel. +44 (1344) 869 595  
Fax +44 (1344) 300 020

# BNC Series

## BULKHEAD SOCKETS

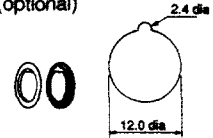
### Straight (front mount)



panel mounting detail



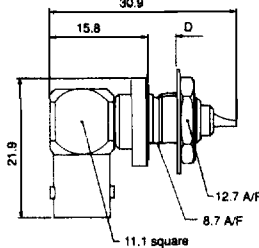
insulating bushes  
(optional)



Impedance	Part Number ①	See Notes Below	A	B	C	D	(D)	E	F
50 ohm	B35 M43 • 999 X99	1	32.0	12.5	12.0	9.4	8.6	8.7	12.7
50 ohm	B35 M66 • 999 X99		27.0	12.5	12.0	3.2	2.5	8.7	12.7
75 ohm	B37 M66 • 999 X99		27.0	12.5	12.0	3.2	2.5	8.7	12.7

## ELBOW SOCKETS

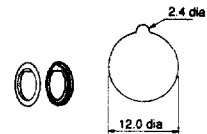
### Elbow



mounting detail



insulating bushes  
(optional)



Impedance	Part number ①	D	(D)
50 ohm	B35 M09 • 999 X99	5.3	4.5
75 ohm	B37 M09 • 999 X99	5.3	4.5

See the notes on page ≈ for availability of insulating bushes and solder tags.

See notes for explanation of dimensions D, (D) and ordering codes.

#### Notes:

Insulating bushes and solder tags are available for the items indicated but the bushes limit the available thread and require a different cut-out (see mounting detail for bush), dimension D is thus reduced—see (D).

NB the basic item uses 999 X99 as a filler code here—but to indicate the addition of a solder tag or insulating bush, use the following numbers in their place Note 1 indicates a product which can take a thicker bush (see page 198).

- 001 X99=with solder tag only.
- 002 X99=with solder tag and insulating bushes (as shown above and on previous page).
- 003 X99=with insulating bushes only (as shown above and on previous page).
- 1 -004 X99=with solder tag and alternative insulating bushes (see page 198).
- 1 -005 X99=with alternative insulating bushes only (see page 198).
- 2 These items have two flats 4 @ 90°, on the body, to allow orientation of the connector in the panel.
- 3 Solder tags (only) are available as an accessory to this item—enter '001 X99' in the part number.

① Replace the • in the part number with required plating code, see page 3 for details.

Please contact the Sales Office for any uncataloged requirements.

All measurements are in millimeters unless otherwise specified.

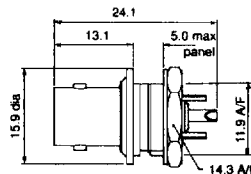
**M/A-COM, Inc.**

North America: Tel. (800) 366-2266 ■ Asia/Pacific: Tel. +85 2 2111 8088 ■ Europe: Tel. +44 (1344) 869 595  
 Fax (800) 618-8883 Fax +85 2 2111 8087 Fax +44 (1344) 300 020

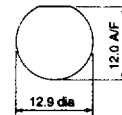
# BNC Series

## INSULATED BULKHEAD SOCKETS

### Straight, insulated



mounting detail



#### Impedance

50 ohm

75 ohm

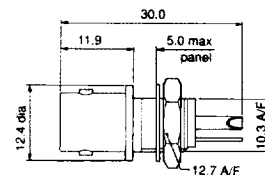
#### Part Number ①

B35 M49 • 999 X99

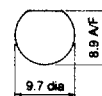
B37 M49 • 999 X99

Separate bushes are not required. Connector features integral insulation of the metal mounting thread and nut.

### Straight, insulated



mounting detail



#### Impedance

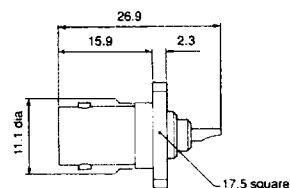
50 ohm

#### Part Number ①

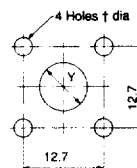
B35 M46 • 999 X99

Separate bushes are not required. Connector features plastic body construction for panel insulation.

### Straight



mounting detail



fixing hole sizes  
(see part number)  
M2.5 x 0.45 — 6H=D  
3.56 UNF=E  
4.40 UNC=F  
6 BA=G  
3.0mm=H  
2.8mm=K

#### Impedance

50 ohm

75 ohm

#### Part Number ①

B35 K07 • 999 †99

B37 K07 • 999 †99

Y = 11.2 for rear mounting

Y = 8.0 for front mounting

① Replace the • in the part number with required plating code, see page 3 for details.

† Replace the † in the part number with the letter corresponding to fixing hole sizes.

Please contact the Sales Office for any uncataloged requirements.

All measurements are in millimeters unless otherwise specified.

**M/A-COM, Inc.**

North America: Tel. (800) 366-2266  
Fax (800) 618-8883

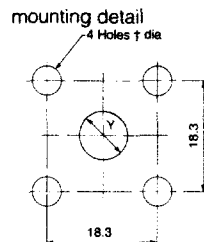
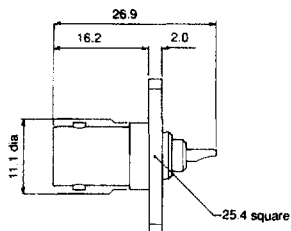
Asia/Pacific: Tel. +85 2 2111 8088  
Fax +85 2 2111 8087

Europe: Tel. +44 (1344) 869 595  
Fax +44 (1344) 300 020

# BNC Series

## STRAIGHT PANEL SOCKET

### Straight



fixing hole sizes  
(see part number)  
3.56 UNF=E  
4.40 UNC=F  
3.2mm=C  
2.8mm=K

#### Impedance

50 ohm  
75 ohm

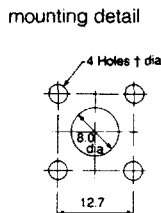
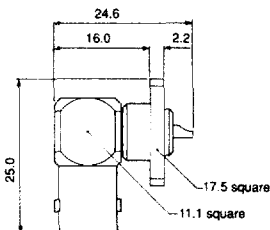
#### Part Number ①

B35 K83 • 999 †99  
B37 K83 • 999 †99

Y = 11.2 for rear mounting  
Y = 8.0 for front mounting

## ELBOW PANEL SOCKET

### Elbow



fixing hole sizes  
(see part number)  
M2.5 x 0.45 — 6H=D  
3.56 UNF=E  
4.40 UNC=F  
6 BA=G  
3.0mm=H  
2.8mm=K

#### Impedance

50 ohm  
75 ohm

#### Part Number ①

B35 K14 • 999 †99  
B37 K14 • 999 †99

① Replace the • in the part number with required plating code, see page 3 for details.  
† Replace the † in the part number with the letter corresponding to fixing hole sizes.  
contact the Sales Office for any uncataloged requirements.

All measurements are in millimeters unless otherwise specified.

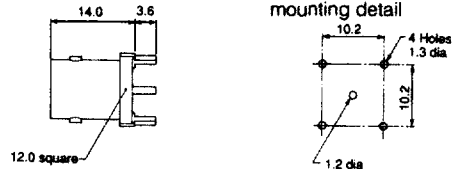
M/A-COM, Inc.

North America: Tel. (800) 366-2266 ■ Asia/Pacific: Tel. +85 2 2111 8088 ■ Europe: Tel. +44 (1344) 869 595  
Fax (800) 618-8883 Fax +85 2 2111 8087 Fax +44 (1344) 300 020

# BNC Series

## P.C.B. SOCKETS

### Vertical mounting, metal body



Impedance

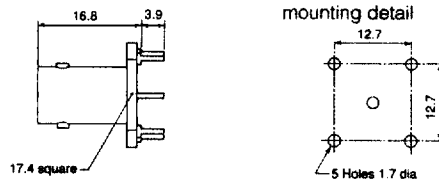
50 ohm

Part Number ①

B35 N14 • 999 X99

Stepped leg version to prevent flux build up

### Vertical mounting, metal body



Impedance

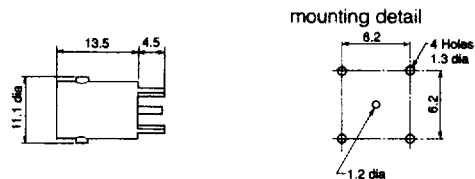
50 ohm

Part Number ①

B35 N57 • 999 X99

Stepped leg version to prevent flux build up

### Vertical mounting, metal body



Impedance

50 ohm

Part Number ①

B35 N61 • 999 X99

① Replace the • in the part number with required plating code, see page 3 for details.  
Please contact the Sales Office for any uncataloged requirements.

All measurements are in millimeters unless otherwise specified.

M/A-COM, Inc.

North America: Tel. (800) 366-2266  
Fax (800) 618-8883

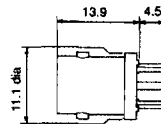
Asia/Pacific: Tel. +85 2 2111 8088  
Fax +85 2 2111 8087

Europe: Tel. +44 (1344) 869 595  
Fax +44 (1344) 300 020

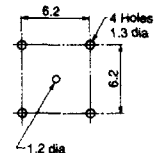
# BNC Series

## P.C.B. SOCKETS

### Vertical mounting, metal body



mounting detail



**Impedance**

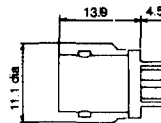
50 ohm

**Part Number** ①

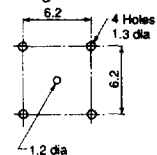
B35 N62 • 999 X99

Stepped leg version to prevent flux build up

### Vertical mounting, metal body



mounting detail



**Impedance**

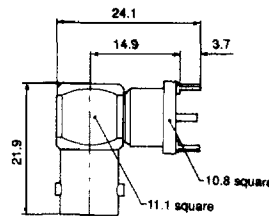
50 ohm

**Part Number** ①

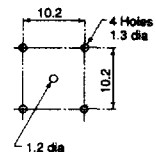
B35 N63 • 999 X99

## ELBOW P.C.B. SOCKETS

### Elbow, metal body



mounting detail



**Impedance**

50 ohm

**Part Number** ①

B35 N64 • 999 X99

Stepped leg version to prevent flux build up

① Replace the • in the part number with required plating code, see page 3 for details.

Please contact the Sales Office for any uncataloged requirements.

All measurements are in millimeters unless otherwise specified.

**M/A-COM, Inc.**

North America: Tel. (800) 366-2266  
Fax (800) 618-8883

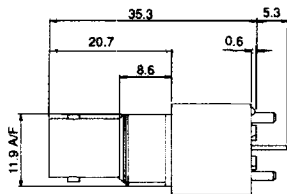
Asia/Pacific: Tel. +85 2 2111 8088  
Fax +85 2 2111 8087

Europe: Tel. +44 (1344) 869 595  
Fax +44 (1344) 300 020

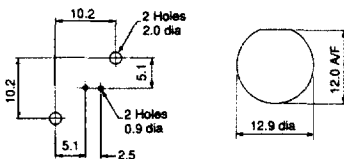
# BNC Series

## MOLDED P.C.B. SOCKETS

### Vertical mounting



mounting detail



#### Impedance

50 ohm

50 ohm

50 ohm

50 ohm

50 ohm

#### Part Number ①

B35 N83 • 999 099

B35 N83 • 999 999

B35 N83 • 909 099

B35 N83 • 909 999

B35 N98 • 999 X99

Black molded body, with mounting pins

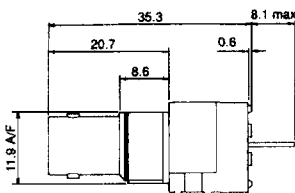
White molded body, with mounting pins

Black molded body, without pins, with holes for self tap screws

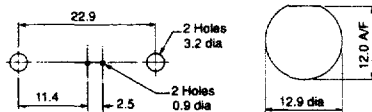
White molded body, without pins, with holes for self tap screws

Shielded body with mounting pins

### Vertical with mounting flange



mounting detail



#### Impedance

50 ohm

#### Part Number ①

B35 N95 • 909 099

Black molded body, without pins

① Replace the • in the part number with required plating code, see page 3 for details.

Please contact the Sales Office for any uncataloged requirements.

All measurements are in millimeters unless otherwise specified.

M/A-COM, Inc.

North America: Tel. (800) 366-2266  
Fax (800) 618-8883

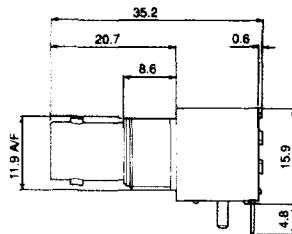
Asia/Pacific: Tel. +85 2 2111 8088  
Fax +85 2 2111 8087

Europe: Tel. +44 (1344) 869 595  
Fax +44 (1344) 300 020

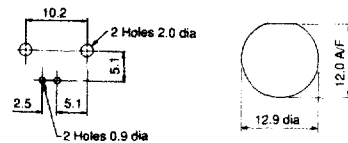
# BNC Series

## MOLDED ELBOW P.C.B. SOCKETS

### Elbow



mounting detail



### Impedance

50 ohm

### Part Number ①

B35 N82 • 999 099

Black molded body, with mounting pins

50 ohm

B35 N82 • 999 999

White molded body, with mounting pins

50 ohm

B35 N82 • 909 099

Black molded body, without pins, with holes for self tap screws

50 ohm

B35 N82 • 909 999

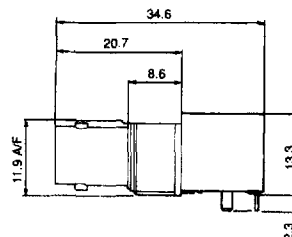
White molded body, without pins, with holes for self tap screws

50 ohm

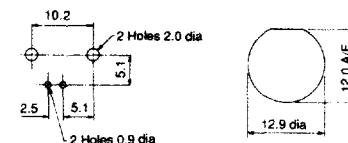
B35 N99 • 999 X99

Shielded body with mounting pins

### Elbow (low profile)



mounting detail



### Impedance

50 ohm

### Part Number ①

B35 N88 • 999 099

Black molded body, with mounting pins

50 ohm

B35 N88 • 999 999

White molded body, with mounting pins

50 ohm

B35 N88 • 909 099

Black molded body, without pins, with holes for self tap screws

50 ohm

B35 N88 • 909 999

White molded body, without pins, with holes for self tap screws

① Replace the • in the part number with required plating code, see page 3 for details.

Please contact the Sales Office for any uncataloged requirements.

All measurements are in millimeters unless otherwise specified.

**M/A-COM, Inc.**

North America: Tel. (800) 366-2266  
Fax (800) 618-8883

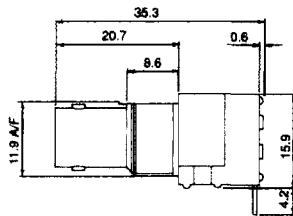
Asia/Pacific: Tel. +85 2 2111 8088  
Fax +85 2 2111 8087

Europe: Tel. +44 (1344) 869 595  
Fax +44 (1344) 300 020

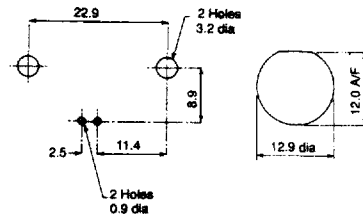
# BNC Series

## MOLDED ELBOW P.C.B. SOCKETS

### Elbow, with mounting flange



### mounting detail



### Impedance

50 ohm

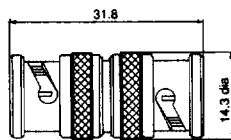
### Part Number ①

B35 N94 • 909 099

Black molded body, without pins

## ADAPTERS

### Straight adapter, plug to plug



### Impedance

50 ohm

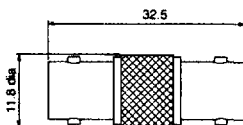
75 ohm

### Part Number ①

B35 P32 • 999 X99

B37 P32 • 999 X99

### Straight adapter, jack to jack



### Impedance

50 ohm

75 ohm

### Part Number ①

B35 P34 • 999 X99

B37 P34 • 999 X99

① Replace the • in the part number with required plating code, see page 3 for details.  
Please contact the Sales Office for any uncataloged requirements.

All measurements are in millimeters unless otherwise specified.

M/A-COM, Inc.

North America: Tel. (800) 366-2266  
Fax (800) 618-8883

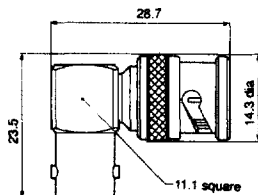
■ Asia/Pacific: Tel. +85 2 2111 8088  
Fax +85 2 2111 8087

■ Europe: Tel. +44 (1344) 869 595  
Fax +44 (1344) 300 020

# BNC Series

## ADAPTERS

### Elbow adapter, plug to jack



#### Impedance

50 ohm

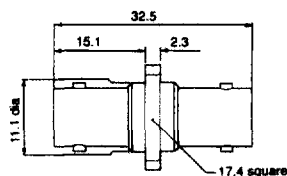
75 ohm

#### Part Number ①

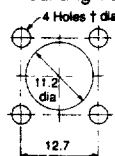
B35 P28 • 999 X99

B37 P28 • 999 X99

### Panel adapter, jack to jack



#### mounting detail



fixing hole sizes  
(see part number)  
3-56 UNF = 28 E  
4-40 UNC = 28 F  
N° 6 BA = G  
3.0mm = H  
2.8mm = K

#### Impedance

50 ohm

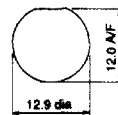
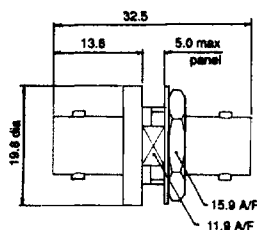
75 ohm

#### Part Number ①

B35 R81 • 999 †99

B37 R81 • 999 †99

### Bulkhead adapter, jack to jack



#### Impedance

50 ohm

75 ohm

#### Part Number ①

B35 R88 • 999 X99

B37 R88 • 999 X99

① Replace the • in the part number with required plating code, see page 3 for details.

† Replace the † in the part number with the letter corresponding to fixing hole sizes.

Please contact the Sales Office for any uncataloged requirements.

All measurements are in millimeters unless otherwise specified.

**M/A-COM, Inc.**

North America: Tel. (800) 366-2266  
Fax (800) 618-8883

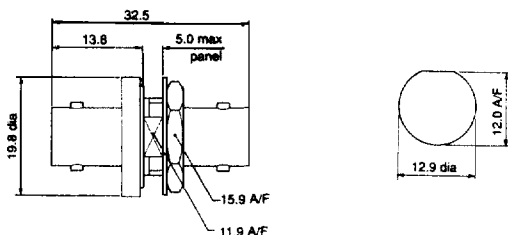
Asia/Pacific: Tel. +85 2 2111 8088  
Fax +85 2 2111 8087

Europe: Tel. +44 (1344) 869 595  
Fax +44 (1344) 300 020

# BNC Series

## ADAPTERS

### Bulkhead adapter, jack to jack (panel sealed)



#### Impedance

50 ohm

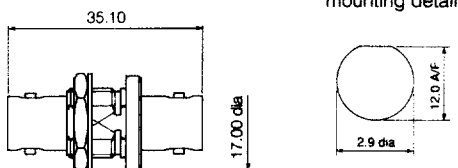
75 ohm

#### Part Number ①

B35 R87 • 999 X99

B37 R87 • 999 X99

### Bulkhead adapter, jack to jack (insulated)



#### Impedance

50 ohm

75 ohm

#### Part Number ①

B35 R50 • 999 X99

B37 R50 • 999 X99

① Replace the • in the part number with required plating code, see page 3 for details.

Please contact the Sales Office for any uncataloged requirements.

All measurements are in millimeters unless otherwise specified.

**M/A-COM, Inc.**

North America: Tel. (800) 366-2266  
Fax (800) 618-8883

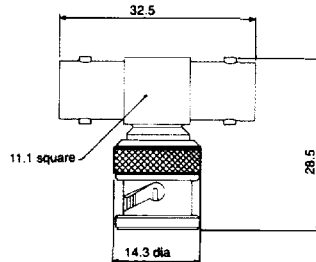
Asia/Pacific: Tel. +85 2 2111 8088  
Fax +85 2 2111 8087

Europe: Tel. +44 (1344) 869 595  
Fax +44 (1344) 300 020

# BNC Series

## ADAPTERS

### Tee adapter, one plug, two jacks



#### Impedance

50 ohm

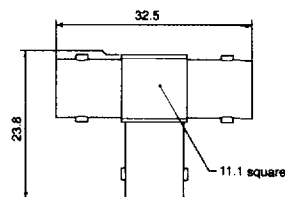
75 ohm

#### Part Number ①

B35 P31 • 999 X99

B37 P31 • 999 X99

### Tee adapter, three jacks



#### Impedance

50 ohm

75 ohm

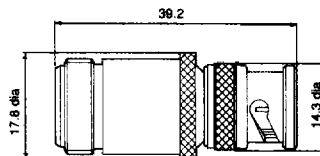
#### Part Number ①

B35 P96 • 999 X99

B37 P96 • 999 X99

## INTER SERIES ADAPTERS

### Straight BNC plug to N jack



#### Impedance

50 ohm

#### Part Number ①

A55 P04 • 999 X99

Brass body

① Replace the • in the part number with required plating code, see page 3 for details.  
Please contact the Sales Office for any uncataloged requirements.

All measurements are in millimeters unless otherwise specified.

M/A-COM, Inc.

North America: Tel. (800) 366-2266  
Fax (800) 618-8883

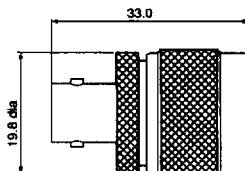
Asia/Pacific: Tel. +85 2 2111 8088  
Fax +85 2 2111 8087

Europe: Tel. +44 (1344) 869 595  
Fax +44 (1344) 300 020

# BNC Series

## INTER SERIES ADAPTERS

### Straight BNC jack to N plug



**Impedance**

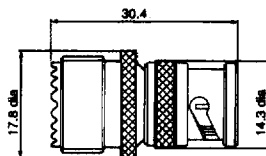
50 ohm

**Part Number** ①

A55 P28 • 999 X99

Brass body

### Straight BNC plug to UHF jack



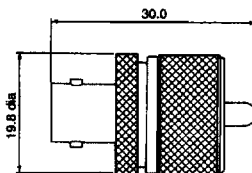
**Impedance**

50 ohm

**Part Number** ①

A55 P08 • 999 X99

### Straight BNC jack to UHF plug



**Impedance**

50 ohm

**Part Number** ①

A55 P07 • 999 X99

① Replace the • in the part number with required plating code, see page 3 for details.  
Please contact the Sales Office for any uncataloged requirements.

*All measurements are in millimeters unless otherwise specified.*

**M/A-COM, Inc.**

North America: Tel. (800) 366-2266  
Fax (800) 618-8883

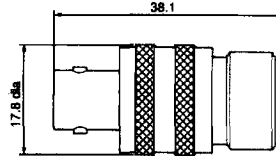
Asia/Pacific: Tel. +85 2 2111 8088  
Fax +85 2 2111 8087

Europe: Tel. +44 (1344) 869 595  
Fax +44 (1344) 300 020

# BNC Series

## INTER SERIES ADAPTERS

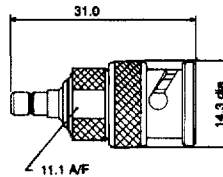
### Straight BNC plug to UHF jack



**Impedance**  
50 ohm

**Part Number** ①  
A55 P31 • 999 X99

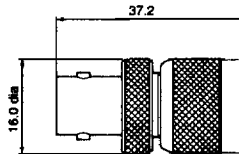
### Straight BNC plug to SMB jack



**Impedance**  
50 ohm

**Part Number** ①  
A55 P36 • 999 X99

### Straight BNC jack to TNC plug



**Impedance**  
50 ohm

**Part Number** ①  
A55 P38 • 999 X99

① Replace the • in the part number with required plating code, see page 3 for details.  
Please contact the Sales Office for any uncataloged requirements.

*All measurements are in millimeters unless otherwise specified.*

**M/A-COM, Inc.**

North America: Tel. (800) 366-2266  
Fax (800) 618-8883

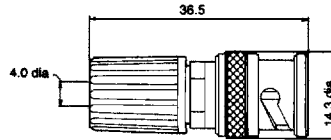
Asia/Pacific: Tel. +85 2 2111 8088  
Fax +85 2 2111 8087

Europe: Tel. +44 (1344) 869 595  
Fax +44 (1344) 300 020

# BNC Series

## BINDING POST ADAPTERS

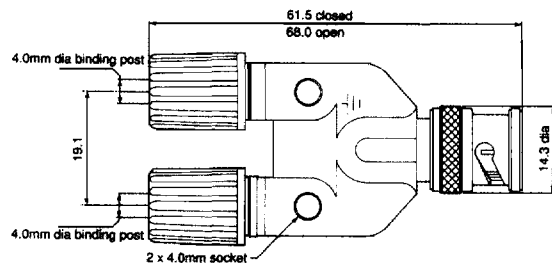
### Plug to 1 x post



Impedance  
50 ohm

Part Number ①  
B35 Z11 • 999 X99

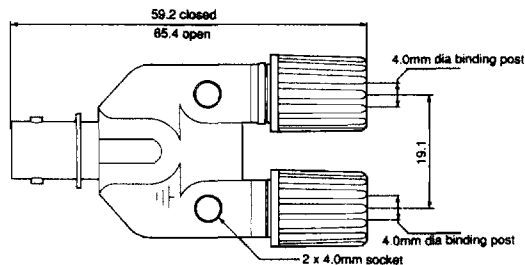
### Plug to 2 x posts



Impedance  
50 ohm

Part Number ①  
B35 X60 • 999 X99

### Jack to 2 x posts



Impedance  
50 ohm

Part Number ①  
B35 X67 • 999 X99

① Replace the • in the part number with required plating code, see page 3 for details.  
Please contact the Sales Office for any uncataloged requirements.

All measurements are in millimeters unless otherwise specified.

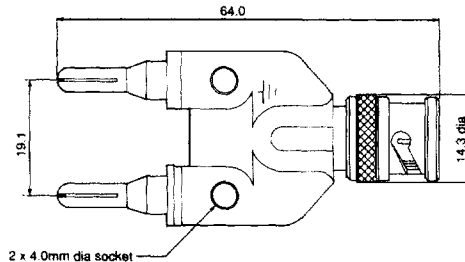
**M/A-COM, Inc.**

North America: Tel. (800) 366-2266 ■ Asia/Pacific: Tel. +85 2 2111 8088 ■ Europe: Tel. +44 (1344) 869 595  
Fax (800) 618-8883 Fax +85 2 2111 8087 Fax +44 (1344) 300 020

# BNC Series

## BINDING POST ADAPTERS

### Jack to 2 x 4mm plugs



**Impedance**

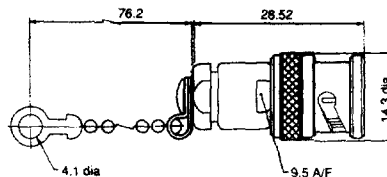
50 ohm

**Part Number** ①

B35 X68 • 999 X99

## RESISTER PLUGS

### With chain (1 watt)



**Impedance**

50 ohm

75 ohm

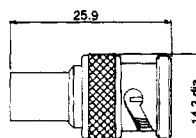
**Part Number** ①

B35 Z10 • 501 X99

B35 Z10 • 751 X99

Other resistor values are available.  
Contact M/A-COM for details.

### (1 watt)



**Impedance**

50 ohm

75 ohm

91 ohm

9.1 M ohm

**Part Number** ①

B35 Z98 • 501 X99

B35 Z98 • 751 X99

B35 Z98 • 911 X99

B35 Z98 • 916 X99

① Replace the • in the part number with required plating code, see page 3 for details.  
Please contact the Sales Office for any uncataloged requirements.

All measurements are in millimeters unless otherwise specified.

**M/A-COM, Inc.**

North America: Tel. (800) 366-2266  
Fax (800) 618-8883

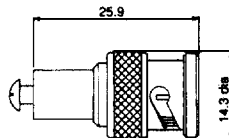
Asia/Pacific: Tel. +85 2 2111 8088  
Fax +85 2 2111 8087

Europe: Tel. +44 (1344) 869 595  
Fax +44 (1344) 300 020

# BNC Series

## RESISTER PLUGS

### Earthed (1 watt)



#### Impedance

50 ohm

75 ohm

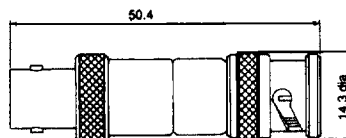
#### Part Number ①

B35 X06 • 501 X99

B35 X06 • 751 X99

## ATTENUATORS

### Attenuators



#### Impedance

50 ohm

50 ohm

50 ohm

50 ohm

75 ohm

75 ohm

75 ohm

75 ohm

#### Part Number ①

B35 X21 • 003 X99

B35 X21 • 006 X99

B35 X21 • 010 X99

B35 X21 • 020 X99

B37 X21 • 003 X99

B37 X21 • 006 X99

B37 X21 • 010 X99

B37 X21 • 020 X99

#### Rating

3dB 1.0W

6dB 1.0W

10dB 0.5W

20dB 0.5W

3dB 1.0W

6dB 1.0W

10dB 0.5W

20dB 0.5W

VSWR 1.2 (DC to 1 GHz)

VSWR 1.2 (DC to 1 GHz)

VSWR 1.2 (DC to 1 GHz)

VSWR 1.2 (DC to 1 GHz)

VSWR 1.2 (DC to 0.5 GHz)

VSWR 1.2 (DC to 0.5 GHz)

VSWR 1.2 (DC to 0.5 GHz)

VSWR 1.2 (DC to 0.5 GHz)

① Replace the • in the part number with required plating code, see page 3 for details.  
Please contact the Sales Office for any uncataloged requirements.

All measurements are in millimeters unless otherwise specified.

M/A-COM, Inc.

North America: Tel. (800) 366-2266  
Fax (800) 618-8883

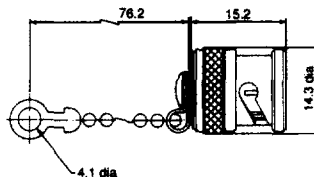
Asia/Pacific: Tel. +85 2 2111 8088  
Fax +85 2 2111 8087

Europe: Tel. +44 (1344) 869 595  
Fax +44 (1344) 300 020

# BNC Series

## CAPS

(with chain)



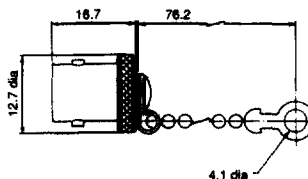
Impedance

—

Part Number ①

B30 Z01 • 999 X99

(with chain)



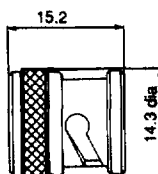
Impedance

—

Part Number ①

B30 Z03 • 999 X99

Cap



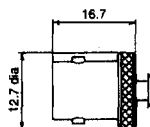
Impedance

—

Part Number ①

B30 Z02 • 999 X99

Cap



Impedance

—

Part Number ①

B30 Z04 • 999 X99

① Replace the \* in the part number with required plating code, see page 3 for details.

Please contact the Sales Office for any uncataloged requirements.

All measurements are in millimeters unless otherwise specified.

**M/A-COM, Inc.**

North America: Tel. (800) 366-2266  
Fax (800) 618-8883

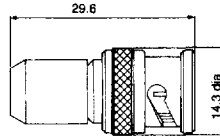
Asia/Pacific: Tel. +85 2 2111 8088  
Fax +85 2 2111 8087

Europe: Tel. +44 (1344) 869 595  
Fax +44 (1344) 300 020

# BNC Series

## TERMINATIONS

### Termination



#### Impedance

50 ohm

75 ohm

#### Part Number ①

B35 X20 • 999 X99

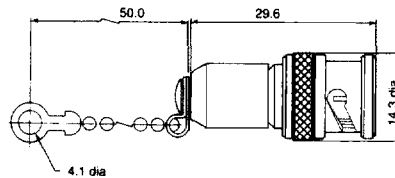
B37 X30 • 999 X99

#### Specification

1.0W VSWR 1.1 (DC-1GHz) / 1.2 (1GHz-2GHz)

0.5W VSWR 1.1 (DC-1GHz)

### (With chain)



#### Impedance

50 ohm

75 ohm

#### Part Number ①

B35 X25 • 999 X99

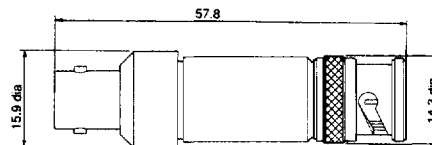
B37 X36 • 999 X99

#### Specification

1.0W VSWR 1.1 (DC to 1 GHz)/1.2 (1GHz-2GHz)

0.5W VSWR 1.1 (DC-1GHz)

### Through terminations



#### Impedance

50 ohm

75 ohm

#### Part Number ①

B35 X13 • 999 X99

B37 X33 • 999 X99

① Replace the • in the part number with required plating code, see page 3 for details.  
Please contact the Sales Office for any uncataloged requirements.

All measurements are in millimeters unless otherwise specified.

M/A-COM, Inc.

North America: Tel. (800) 366-2266  
Fax (800) 618-8883

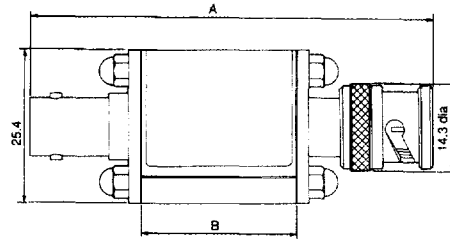
Asia/Pacific: Tel. +85 2 2111 8088  
Fax +85 2 2111 8087

Europe: Tel. +44 (1344) 869 595  
Fax +44 (1344) 300 020

# BNC Series

## CIRCUIT BOXES

### Circuit boxes

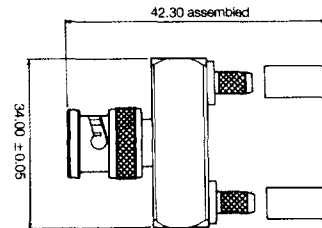


M/A-COM circuit boxes provide a versatile means of mounting small component networks. They are constructed using aluminum extrusion with tongue and groove joints for optimum rf screening. Access is obtained by removing only one screw and earth tags are provided at each end of the box.

Impedance	Part Number ①	A	B
50 ohm	B35 X73 • 999 X99	91.0	50.0
50 ohm	B35 X78 • 999 X99	117.0	76.0

## Y CONNECTERS

### Y plug crimp center contact, crimp outer



Impedance	Cable group ①	Part Number ②	Crimp tool ③
50 ohm	B10	B35 A51 • B10 X99	30040 or 30039

- ① For cable group to cable type cross reference refer to page 200.
  - ② Replace the • in the part number with required plating code, see page 3 for details.
  - ③ Crimp tool 30039 requires separate dies, for all details on tooling, see page 194.
- Please contact the Sales Office for any uncataloged requirements.

All measurements are in millimeters unless otherwise specified.

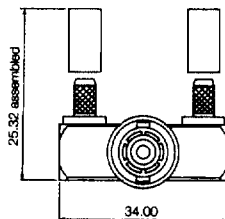
**M/A-COM, Inc.**

North America: Tel. (800) 366-2266    Fax (800) 618-8883    ■    Asia/Pacific: Tel. +85 2 2111 8088    Fax +85 2 2111 8087    ■    Europe: Tel. +44 (1344) 869 595    Fax +44 (1344) 300 020

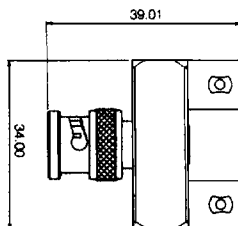
# BNC Series

## Y CONNECTER

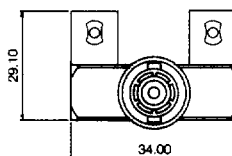
**Y Elbow plug**  
crimp center contact,  
crimp outer



<b>Impedance</b>	<b>Cable group ①</b>	<b>Part Number ②</b>	<b>Crimp tool ③</b>
50 ohm	B10	B35 A52 • B10 X99	30040 or 30039



<b>Impedance</b>	<b>Part Number ②</b>
50 ohm	B35 P17 • 999 X99



<b>Impedance</b>	<b>Part Number ②</b>
50 ohm	B35 P18 • 999 X99

- ① For cable group to cable type cross reference refer to page 200.  
② Replace the • in the part number with required plating code, see page 3 for details.  
③ Crimp tool 30039 requires separate dies, for all details on tooling, see page 194.  
Please contact the Sales Office for any uncataloged requirements.

*All measurements are in millimeters unless otherwise specified.*

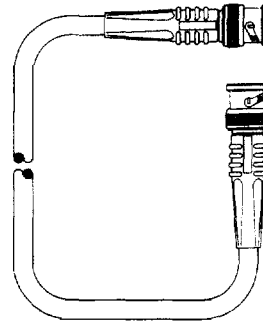
**M/A-COM, Inc.**

North America:	Tel. (800) 366-2266	■	Asia/Pacific:	Tel. +85 2 2111 8088	■	Europe:	Tel. +44 (1344) 869 595
	Fax (800) 618-8883			Fax +85 2 2111 8087			Fax +44 (1344) 300 020

# BNC Series

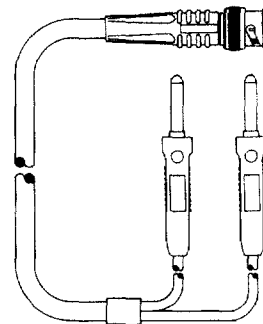
## STANDARD CABLE ASSEMBLIES

### Plug to plug



Impedance	Nominal o/a length	Body plating	Contact plating	Part number
50 ohm	0.5m	nickel	silver	GEX 605
50 ohm	0.5m	silver	silver	GEX 372
50 ohm	1.0m	nickel	silver	GEX 606
50 ohm	1.0m	silver	silver	GEX 373
50 ohm	1.5m	nickel	silver	GEX 607
50 ohm	1.5m	silver	silver	GEX 374
50 ohm	2.0m	nickel	silver	GEX 608
50 ohm	2.0m	silver	silver	GEX 375

### Plug to plugs (4mm)



Impedance	Nominal o/a length	Body plating	Contact plating	Part number
50 ohm	1.0m	nickel	silver	GEX 638
50 ohm	1.0m	silver	silver	GEX 258

*All measurements are in millimeters unless otherwise specified.*

**M/A-COM, Inc.**

North America: Tel. (800) 366-2266  
Fax (800) 618-8883

Asia/Pacific: Tel. +85 2 2111 8088  
Fax +85 2 2111 8087

Europe: Tel. +44 (1344) 869 595  
Fax +44 (1344) 300 020

---

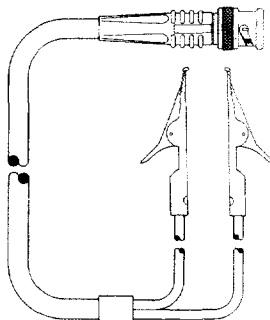
# BNC Series

---

## STANDARD CABLE ASSEMBLIES

---

### Plug to clips



Impedance	Nominal o/a length	Body plating	Contact plating	Part number
50 ohm	1.0m	nickel	silver	GEX 644
50 ohm	1.0m	silver	silver	GEX 257

*All measurements are in millimeters unless otherwise specified.*

**M/A-COM, Inc.**

North America: Tel. (800) 366-2266 ■ Asia/Pacific: Tel. +85 2 2111 8088 ■ Europe: Tel. +44 (1344) 869 595  
Fax (800) 618-8883 Fax +85 2 2111 8087 Fax +44 (1344) 300 020