



Logarithmic Amplifier 60 MHz

ICLAP310/ICLA310

- Linearity ± 1.0 dB Typical
- Dynamic Range 85 dB Typical
- Hermetically Sealed Microcircuit Construction

Guaranteed Specifications*

(From -55°C to $+85^{\circ}\text{C}$ Case Temp)

Frequency Range	60 MHz
Input Dynamic Range	80 dB Min (-80 to 0 dBm)
Tangential Sensitivity	-80 dBm Min
Input VSWR	2.0:1 Max
Log Output	
Linearity	± 1.50 dB Max
Slope	22 mV/dB Nom
Slope Variation vs. Frequency and Temperature	
-40 to $+70^{\circ}\text{C}$	$\pm 7\%$ Max
-55 to $+85^{\circ}\text{C}$	$\pm 10\%$ Max
Voltage Range (Direct Coupled)	0 to 1.75V Nom
Rise Time (10-90%)	25 nsec Max
Limited IF Output	0 dBm ± 1.5 dB
Bias Power	+ 12 VDC @ 45 mA Max - 12 VDC @ 160 mA Max

Operating Characteristics

IF Impedance	50 Ohms Nominal
Video Load Impedance	93 Ohms Nominal
RF Input Power	+ 10 dBm Max

Environmental

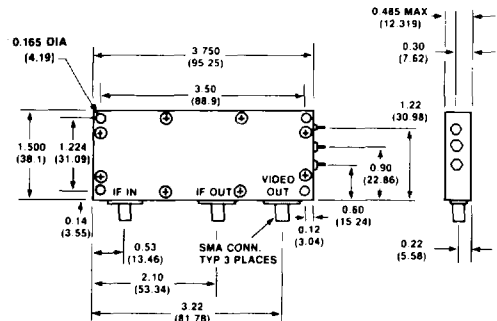
See Appendix for MIL-STD-883 screening option.

* All specifications apply when operated at ± 12 VDC and with a 50 ohm IF source and load impedance and 93 ohm video load impedance.

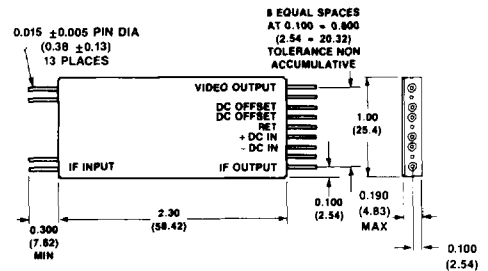
Ordering Information

Model No.	Package
ICLAP310PIN	Flatpack
ICLA310 SMA	Connectorized

C-22



FP-12

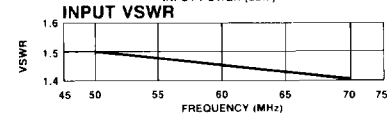
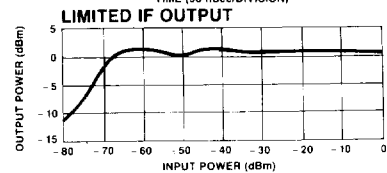
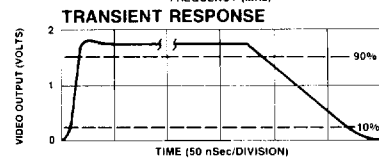
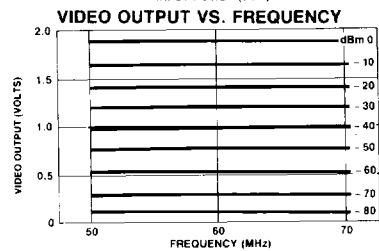
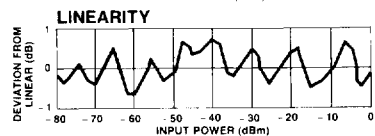
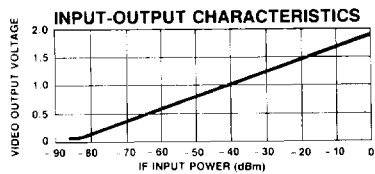


Dimensions in () are in mm.

See Appendix for complete physical dimensions.

Specifications Subject to Change Without Notice.

Typical Performance



Specifications Subject to Change Without Notice.