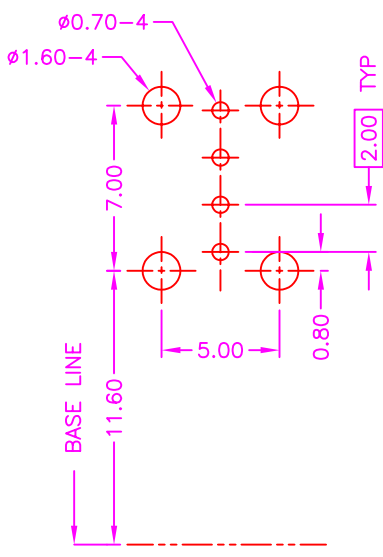
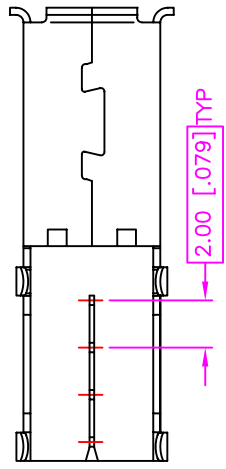
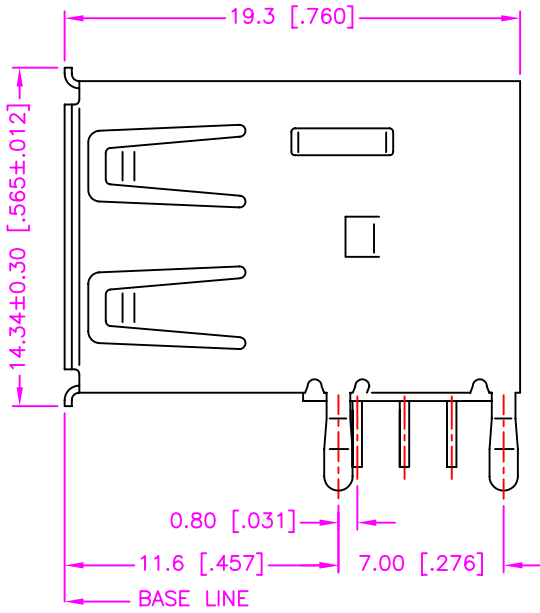
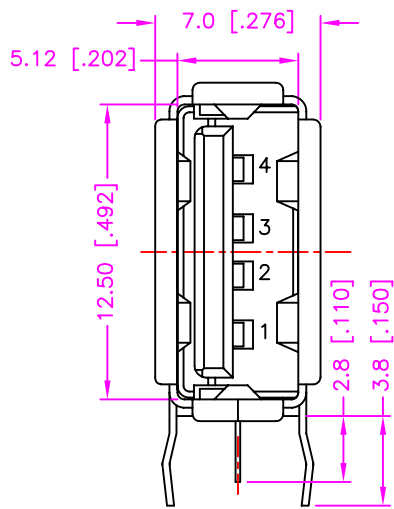


REV.	DESCRIPTION	DATE
A	RELEASE	Apr. 24, 2002
B	DRAW MODIFY	Aug. 29, 2003
C	DRAW MODIFY	May 04, 2004



**RECOMMEND P.C.B. LAYOUT
TOP VIEW**

MATERIALS

1. HOUSING : POLYESTER (UL 94V-0).
2. TERMINAL : PHOSPHOR BRONZE. (t=0.25mm)
3. SHELL : BRASS, NICKEL PLATING. (t=0.30mm)

SPECIFICATION

1. CURRENT RATING : 1 AMP. MAX.
2. DIELECTRIC WITHSTANDING VOLTAGE : 500V AC R.M.S. FOR ONE MINUTE.
3. INSULATION RESISTANCE : 1000M OHMS MIN. AT 500V DC.
4. CONTACT RESISTANCE : 30m OHMS MAX.
5. OPERATING TEMPERATURE : -25°C TO +85°C.
6. DURABILITY : 1500 CYCLES.
7. MATING FORCE : 1.0 ~ 3.5kgs.
8. UNMATING FORCE : 1.0 ~ 3.5kgs.

ORDER INFORMATION :

22 - 04 01 - 4 * - * T
 SERIES CODE | TYPE 01 | CONTACT PLATING OPTIONS
 NUMBER OF POSITIONS | TIN PLATING ON SOLDER TAIL
 HOUSING COLOR OPTIONS | CONTACT PLATING OPTIONS
 W : WHITE | 1 : GOLD FLASH
 BLANK : BLACK | 2 : .000010" GOLD
 | 3 : .000015" GOLD
 | 5 : .000030" GOLD

TOLERANCE .0=±0.30 [.012] .00=±0.20 [.008] .000=±.XXX .0000=±. ANG.=±3'		DRAWER <i>ms</i>		Astron WWW.ASTRON.COM.TW
CHECK <i>BRB</i>		APP'D <i>LJON</i>		
UNITS : mm [inch]		PRODUCT SPEC. ---		NAME USB CONNECTOR P.C.B. MOUNT A TYPE UPRIGHT, METAL SHIELD, FEMALE
SCALE NONE	SIZE A4	SHEET 1 OF 1	REV. C	DRAW NO. C622-0114
				02003