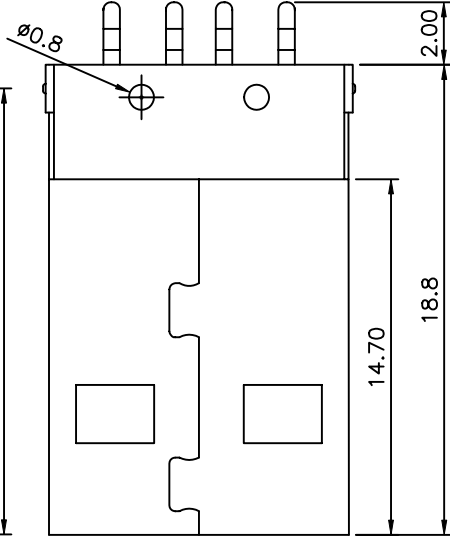
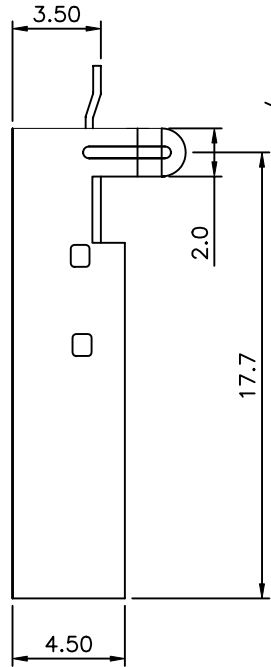
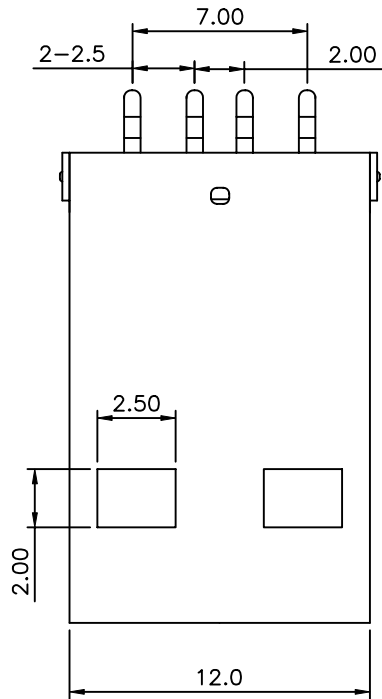


PCB Layout

SPECIFICATION
 Contact Resistance:30Milliohms Max
 Insulation Resistance:1000Megaohms Min
 Dielectric Withstanding Voltage:500V AC At Sea Level
 Mating Force:3.5Kg Max
 Unmating Force:0.7Kg Min
 RoHS Compliant



AUK P/N	Insulator Color
USB1X04PW-H	White
USB1X04PW-BK-H	Black

No.	Parts	Material	Q'ty	Finishing
1	Terminal	Brass	4	Plated Gold In Mating Area Tin On Solder Tails
2	Shell	Steel	1	Plated Ni
3	Housing	LCP	1	UL94V-0

AUK A MEMBER OF AUK GROUP
太聯事業股份有限公司
AUK CONTRACTORS CO., LTD.

CATEGORY		APPROVED BY		UNLESS OTHERWISE SPECIFIED TOLERANCES ARE .X ±0.35 .XX ±0.25 .XXX ±0.15 ANG. ±2.00°
PART No. USB1X04PW-XX-H		MEI		
DRAWING No. USB1X04PW-XX-H		CHECKED BY HZF		
		DRAWING BY HYY		
SCALE	NONE	REV.	A0	UNIT mm

NO.	REV.	REVISIONS	CHK	DATE
△ A0		NEW RELEASE	HZF	06/24/2008