

THIS DRAWING IS UNPUBLISHED. RELEASED FOR PUBLICATION

© COPYRIGHT BY TYCO ELECTRONICS CORPORATION. ALL RIGHTS RESERVED.

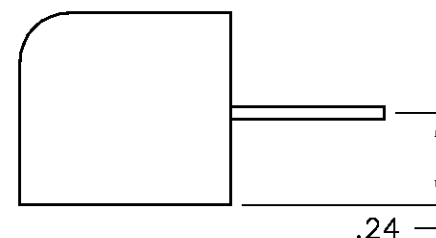
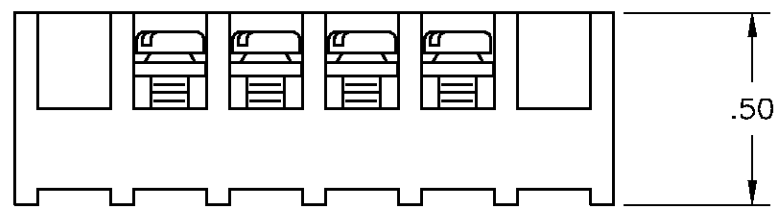
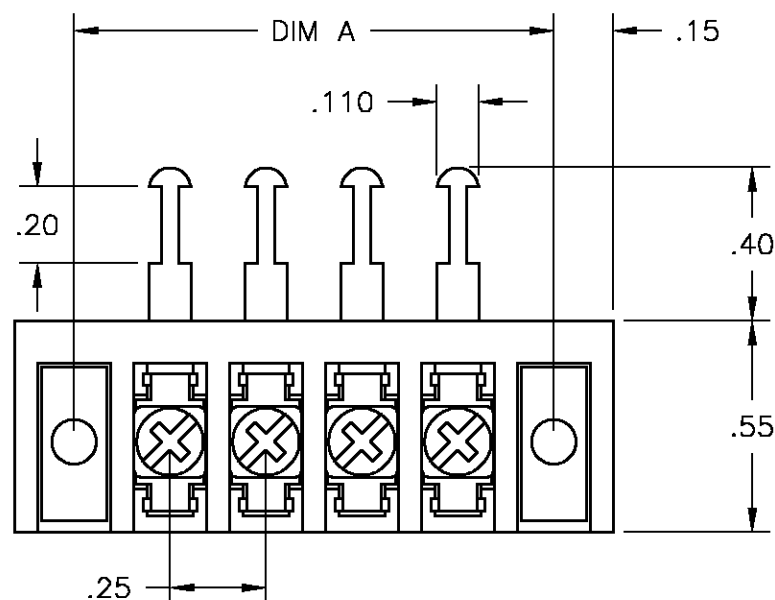
LOC	DIST	REVISIONS					
FT	0	P	LTR	DESCRIPTION	DATE	DWN	APVD
			A	REVISED PER 0G3B-0221-04	5/31/04	SS	SRY

NOTES:

MATERIAL:  
 HOUSING: THERMOPLASTIC, UL94V-0, BLACK.  
 TERMINAL: BRIGHT TIN PLATED, COPPER ALLOY.  
 SCREWS: NICKEL PLATED STEEL.

ELECTRICAL:  
 RATED CURRENT: 10A.  
 OPERATING VOLTAGE: 300V.  
 WIRE RANGE: 16-30 AWG.

MECHANICAL:  
 PITCH (TERMINAL SPACING): .250"  
 OPERATING TEMP.: 120°C MAX.



DIM "A"	NO. OF POS.	CATALOG NUMBER	TYCO PART NO.
7.25	28	3STR-28-008	2-1546527-8
7.00	27	3STR-27-008	2-1546527-7
6.75	26	3STR-26-008	2-1546527-6
6.50	25	3STR-25-008	2-1546527-5
6.25	24	3STR-24-008	2-1546527-4
6.00	23	3STR-23-008	2-1546527-3
5.75	22	3STR-22-008	2-1546527-2
5.50	21	3STR-21-008	2-1546527-1
5.25	20	3STR-20-008	2-1546527-0
5.00	19	3STR-19-008	1-1546527-9
4.75	18	3STR-18-008	1-1546527-8
4.50	17	3STR-17-008	1-1546527-7
4.25	16	3STR-16-008	1-1546527-6
4.00	15	3STR-15-008	1-1546527-5
3.75	14	3STR-14-008	1-1546527-4
3.50	13	3STR-13-008	1-1546527-3
3.25	12	3STR-12-008	1-1546527-2
3.00	11	3STR-11-008	1-1546527-1
2.75	10	3STR-10-008	1-1546527-0
2.50	9	3STR-09-008	1546527-9
2.25	8	3STR-08-008	1546527-8
2.00	7	3STR-07-008	1546527-7
1.75	6	3STR-06-008	1546527-6
1.50	5	3STR-05-008	4-1546119-8
1.25	4	3STR-04-008	1546527-4
1.00	3	3STR-03-008	1546527-3
.75	2	3STR-02-008	1546527-2

THIS DRAWING IS A CONTROLLED DOCUMENT.		DWN S SCHLEGEL 4/22/03	<b>BUCHANAN</b> Tyco Electronics Corporation Harrisburg, Pa 17105-3608			
DIMENSIONS: INCHES		CHK S YODER 4/22/03				
TOLERANCES UNLESS OTHERWISE SPECIFIED:		APVD S YODER 4/22/03	NAME 3STR-XX-008 ASSEMBLY			
0 PLC ± - 1 PLC ± - 2 PLC ± .02 3 PLC ± .010 4 PLC ± - ANGLES ± -		PRODUCT SPEC -	APPLICATION SPEC -			
MATERIAL -	FINISH -	WEIGHT -	SIZE A3	CAGE CODE 00779	DRAWING NO C-4-1546119-8	RESTRICTED TO -
CUSTOMER DRAWING			SCALE NTS	SHEET 1 OF 1	REV A	