

Silicon Controlled Rectifiers

T-25-11

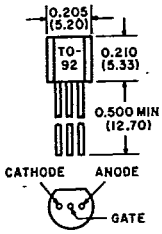
RMS Current	I_T (RMS) (A)	0.8	4	4	4	5	7	8	8	10
Surge Current	I_{TSM} (A)	6	35	20	25	60	100	100	80	120
Peak Off State Voltage	V_{DROM} (V)									
	30	SK3950/5400	-	SK6752/5452	-	-	-	-	-	-
	50	-	-	SK6753/5453	-	-	-	SK3940/5481	-	-
	60	-	-	-	SK3953/5412	-	-	-	-	-
	100	SK3638/5402	-	SK6754/5454	-	-	-	SK3941/5482	-	-
	200	SK3627/5404	SK3570	SK3597/5455	SK3954/5414	SK3683/5511	SK3577/5408/5427	SK3942/5483	SK3634/5444	SK5236
	400	SK3951/5405	SK3557	SK3598/5457	SK3955/5415	SK3684/5512	SK3578/5409/5428	SK3943/5485	SK3635/5446	SK5237/5437
	600	SK3952/5406	SK3571	-	SK3956/5416	SK3502/5513	SK3503/5410/5429	SK3944/5487	SK3636/5448	SK5238/5438
Gate Trigger Current	I_{GT} (mA)	0.8	0.2	0.2	0.2	15	15	20	30	0.2
Gate Trigger Voltage	V_{GT} (V)	0.8	0.8	0.8	1	2	1.5	1.5	1.5	1.5
Gate Power	PGM (W)	0.1	0.5	0.5	0.5	13	40	5	5	0.5
Critical Rate Applied Fwd Voltage	dv/dt (V/ μ s)	-	8	8	10	200	200	50	50	4
Circuit Commutated Turn-Off Time	t_q (μ s)	30	100	100	-	50	50	15	15	50
Case		TO-92	TO-220	TO-202	TO-126	TO-66	TO-5	TO-64	TO-127	TO-220
Outline No.		S-002	S-003	S-013	S-023	S-005	S-004	S-024	S-018	S-003

Silicon Controlled Rectifiers (continued)

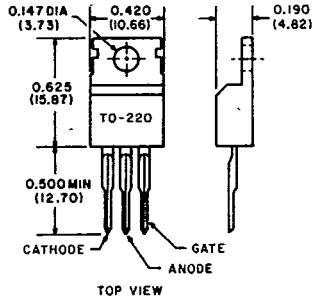
I_T (RMS) (A)	10	10	16	20	20	25	25	35	35	35
I_{TSM} (A)	100	200	160	200	200	300	350	350	350	350
V_{DROM} (V)										
50	SK9290/5461	-	-	-	-	SK6650/5550	SK6621/5521	-	SK6641/5541	-
100	SK9291/5462	SK6791/5491	-	-	SK6502/5502	SK6651/5551	SK6622/5522	-	SK6642/5542	-
200	SK9292/5463	SK6792/5492	SK3574	SK3613/5514	SK3579/5504	SK6652/5552	SK6624/5524	SK3615/5517	SK3581/5543	SK3655/5562
400	SK9293/5465	SK6794/5494	SK3575	SK6615/5515	SK3580/5507	SK6654/5554	SK6627/5527	SK3653/5518	SK3582/5545	SK3656/5564
600	SK9294/5466	SK6796/5496	SK3576	SK6616/5516	SK3504/5509	SK6656/5556	SK6629/5529	SK3654/5519	SK3505/5547	SK3657/5566
800	SK9495/5468	-	-	-	-	SK6658/5558	SK6631/5531	-	SK6648/5548	-
1000	-	-	-	-	-	-	SK6632	-	SK6649	-
I_{GT} (mA)	15	15	30	15	15	40	25	40	40	40
V_{GT} (V)	1.5	2	1.5	2.4	2	1.5	1.1	2	2	1.5
PGM (W)	16	40	16	40		20	11	40	40	40
dv/dt (V/ μ s)	200	150	100	150	150	50	100	100	100	100
t_q (μ s)	35	20	75	40	40	15	40	40	40	40
Case	TO-220	TO-48	TO-220	TO-203	TO-48	TO-220	TO-48	TO-203	TO-48	Isolated Stud
Outline No.	S-003	S-009	S-003	S-008	S-009	S-003	S-009	S-008	S-009	S-010

T-25-11

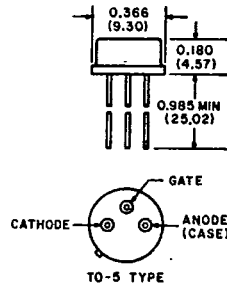
Dimensional Outlines and Terminal Diagrams



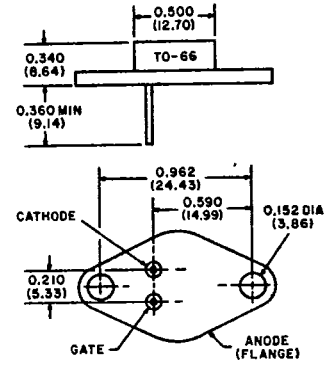
S-002



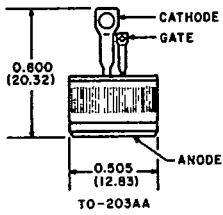
S-003



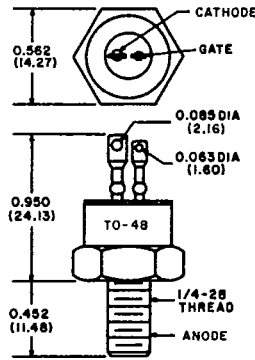
S-004



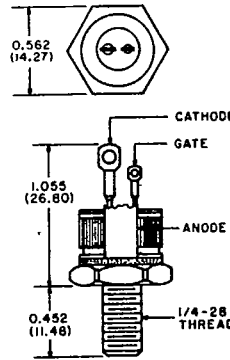
S-005



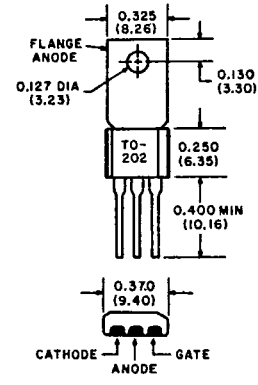
S-008



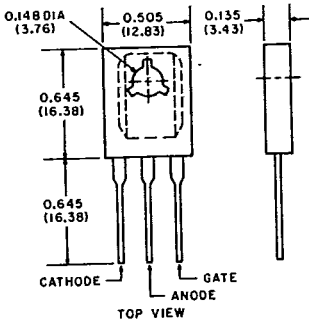
S-009



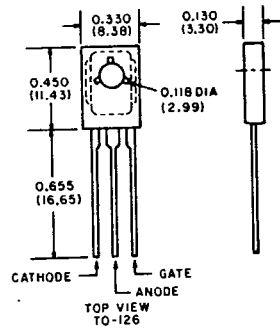
S-010



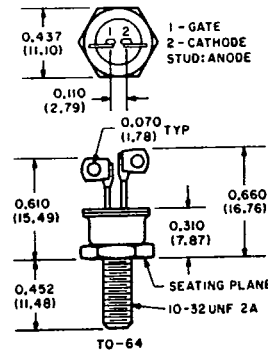
S-013



S-018



S-023



S-024

6

Dimensions in inches (millimeters).
All dimensions are max. unless otherwise indicated.