


Optical Network Loopback Connectors and Assemblies

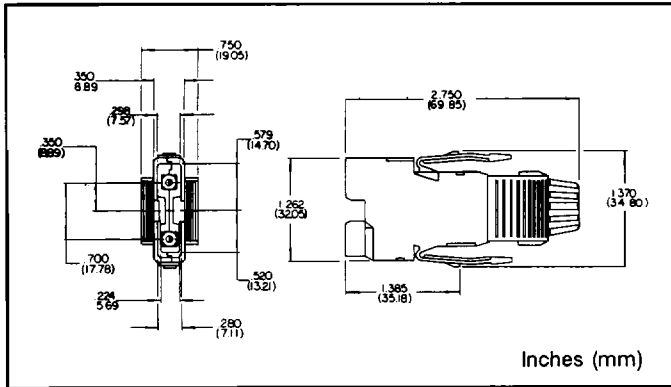


Methode offers several loopback products to fit a variety of optical network testing applications and connector formats.

FDDI Loopback Connectors

These loopback assemblies are available with several standard attenuation levels. The low loss version has a maximum attenuation of 1.5 dB and is ideal for testing in fiber-to-fiber applications. Typical applications include patch panel, wall outlet or wiring closet interconnections.


FDDI Loopbacks at 5.0, 11.0 and 14.0 dB attenuation levels are used to test FDDI station transceivers. Methode can provide an FDDI loopback tester geared to test the outside of your equipment's optical dynamic range for diagnostic purposes prior to shipment and installation. Methode's FDDI loopbacks are composed of an FDDI X3T9.5 compatible connector housing and precision ferrules, fiber loop and dust cap with lanyard. All FDDI loopbacks are optically tested.



2.5mm Generic Loopback Assembly

This generic assembly facilitates basic "go/no-go" testing of devices with ST®, FC or SC style interfaces. This loopback assembly is comprised of 2.5mm polymer ferrule assemblies mounted on a deformable resilient fiber cable. The loopback is simply pushed in and pulled out to engage and disengage the device under test.

This low cost loopback is an excellent installation aid and troubleshooting tool.



Interconnect Type	Attenuation* (dB)	Part Number**
FDDI	5 ± 5	U5-105-05
FDDI	1 ± 0.5	U5-100-01
	5 ± 0.5	U5-100-05
	11 ± 0.5	U5-100-11
	14 ± 0.5	U5-100-14
	20 ± 0.5	U5-100-20
Generic 2.5mm	3 ± 3	R5-103-03

*Attenuation when loopback is mated with 62.5/125 micron fiber at 1300 nm wavelength per Methode test schematic 900-501.

**Please contact the factory for part numbers of loopback assemblies with attenuation levels not noted above.

ST® is a registered trademark of AT&T

