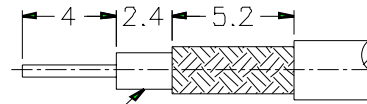


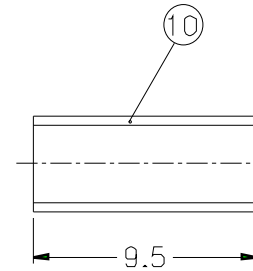
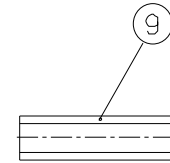
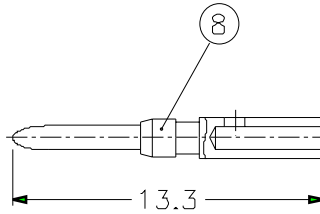
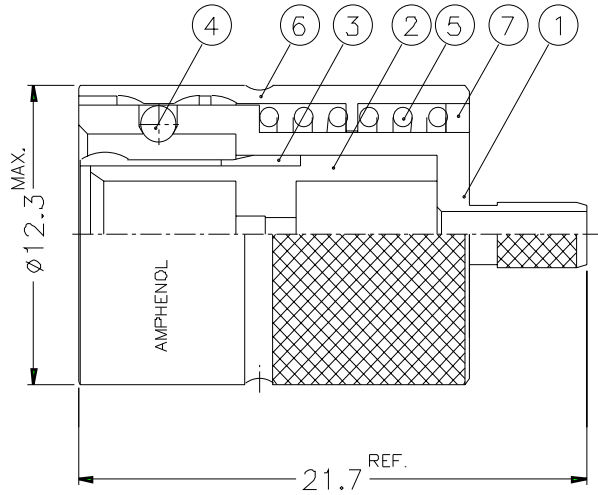
REVISIONS		
ISS	ZONE	DESCRIPTION\PER REQUEST\DATE



REMOVE FOIL 1mm MIN.

RECOMMENDED
CABLE STRIPPING DIM'S

CABLES: -RG-179/U, 187A/U
 -L45466-D12-C66
 -RA-8000
 -GORE AND 3M CABLE
 * SLEEVE ONLY FOR L45466-D12-C66



1. CRIMPED FERRULE
HEX CRIMP SIZE .128"
2. CRIMPED CONTACT PIN
615717 (M22520/2-01) OR AFM8 ADJUST TO 6
(CABLE RA8000, RG-179/U, 187A/U ADJUST TO 5)

10	FERRULE	COPPER	NICKEL	1	FR-39/32X95
9	SLEEVE	PTFE	NATURAL	1	SLDQAAC03A
8	CONTACT PIN	BRASS	GOLD	1	4G-603-01
7	RING	BRASS	NICKEL	1	4M-472-01
6	OUTER BODY	BRASS	NICKEL	1	3D-853-01
5	SPRING	SUS303	NATURAL	2	4M-473-01
4	BALL	SUS303	NATURAL	4	4M-169-01
3	OUT CONTACT	BRONZE	GOLD	1	3E-249-01
2	INSULATOR	PTFE	NATURAL	1	4G-604-01
1	BODY	BRASS	NICKEL	1	1561121L1-1-27/19

DIMENSIONS ARE IN MILLIMETERS

UNLESS OTHERWISE SPECIFIED
TOLERANCES

0.5-6 = ±0.2
 6-30 = ±0.4
 30-120 = ±0.6
 120-315 = ±1
 315-1000 = ±1.6
 1000-2000 = ±2.4

PART NO.	1561121L1-E06	
APPROVED	DATE	01-04-02'
CHECKED	DATE	01-04-02'
DRAWN	DATE	01-04-02'
FILE NO.	F:\DWG\156\1121L1\179U\75\N30GT30G	

Amphenol RF	
TITLE 1.6/5.6 75Ω STRAIGHT PLUG, CRIMP TYPE, PUSH -PULL	
DRAWING NO. KJ-1561121L1-N/30GT30G-179U-75	
ITEM NO. 161121AAD19MN7F	

NO.	DESCRIPTION	MATERIAL	FINISH	Q'TY	DRAWING NO.	SCALE	3/1	ISSUE	2	FILE NO.	F:\DWG\156\1121L1\179U\75\N30GT30G
-----	-------------	----------	--------	------	-------------	-------	-----	-------	---	----------	------------------------------------

1 2 3 4 5 6 7 8