

Series 58M-EM

FULLY SEALED METAL PUSHBUTTON WITH WIRE LEADS

Built on the proven series 48 platform these rugged switches come in stainless steel or aluminum housings, electro-mechanical with either momentary or maintained action and lighted or unlighted versions. The variety of options in this compact package size make the 58M ideal for many applications: transportation, outdoor controls, security products, food processing and medical products.



ACTUAL SIZE

APPLICATIONS

- Outdoor Controls
- Kiosks
- Security Equipment
- Medical Equipment
- Food Processing Equipment
- Military Equipment
- Industrial Machinery
- Transportation: Mass-Transit, Lift Trucks

KEY FEATURES:

- Momentary or Maintained Action
- Stainless Steel or Aluminum Housing
- Non Lit or Ring Illumination
- Variety of LED colors
- Electro-Mechanical
- Panel Sealed to IP67
- ROHS Compliant
- Gold Plated Contacts

ORDERING INFORMATION:

SWITCH FUNCTION:

- A.** MECHANICAL, MOMENTARY, WIRE LEADS
B. MECHANICAL, MAINTAINED, WIRE LEADS

HOUSING MATERIAL:

- 1.** STAINLESS STEEL
2. ALUMINUM

BUTTON STYLE:

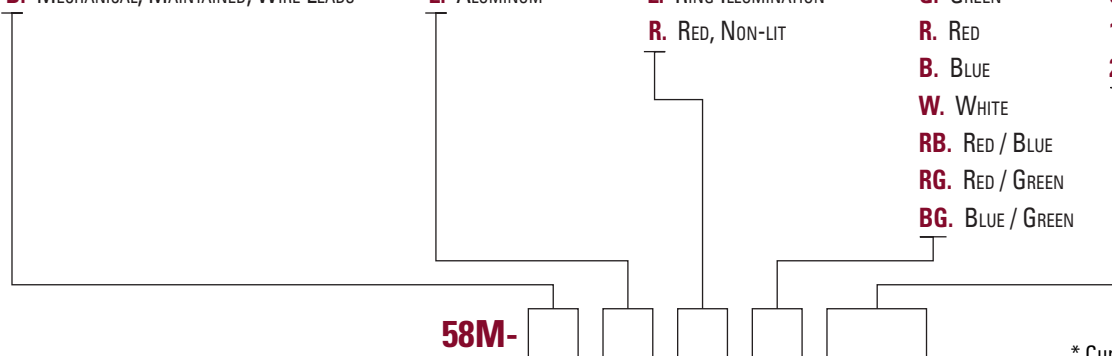
- 0.** NON-LIT
2. RING ILLUMINATION
R. RED, NON-LIT

LED COLOR:

- N.** NONE
G. GREEN
R. RED
B. BLUE
W. WHITE
RB. RED / BLUE
RG. RED / GREEN
BG. BLUE / GREEN

VOLTAGE RESISTOR

- IF BLANK *
05 5V FORWARD
12 12V FORWARD
24 24V FORWARD



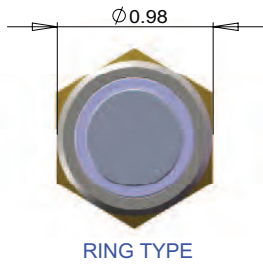
* Current limiting resistor is required to limit LED forward current to 20 mA (not included).

STANDARDS / AGENCY / RATINGS:

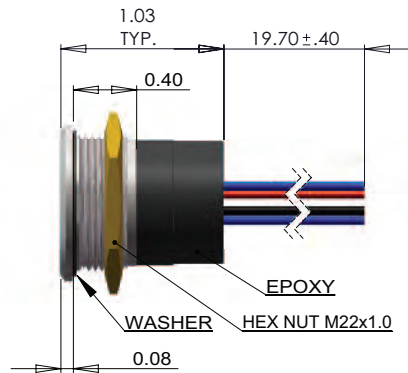


PRODUCT DRAWINGS

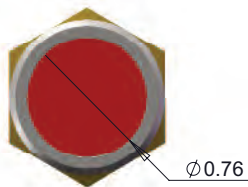
ILLUMINATION



RING TYPE



NON-ILLUMINATION

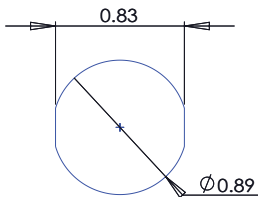


COLORLED TYPE



NON.-LIT. TYPE

RECOMMENDED PANEL CUTOUT



WIRELEADS DESCRIPTION

WIRELEADS TYPE	WIRELEADS SPECIFICATION	SW TERMINAL		LED	
		I	O	+	-
ILLUMINATION	AWG26/UL1007	BLUE	BLUE	RED	BLACK
NON-ILLUMINATION		BLUE	BLUE	---	---

MECHANICAL / ELECTRICAL CHARACTERISTICS:

Circuit:

SPST-NO-DB (Form X)

Button travel (nominal):

0.09 inches / 2.3 mm

Operating force (nominal):

3N / 306 grams

Contact bounce (nominal):

1 millisecond

Panel thickness:

0.50" – 0.150" (1.3 – 3.8mm)

Temperature index:

-40°C to +85°C

Torque (max):

10 inch pounds

LED operating temperature:

-13° F to +185° F /

-25° C to +85° C

Current ratings (resistive):

250mA @ 12VDC, 100K cycles

150mA @ 28VDC, 150K cycles (momentary)

100mA @ 48VDC, 100K cycles

10mA @ 12VDC, 1 million cycles (momentary)

ELECTRO-MECHANICAL

Dielectric strength:

1,000 VAC

Insulation resistance:

1 GΩ

Contact resistance:

50 mΩ max (initial)

PANEL MOUNTING AND CONSTRUCTION INFORMATION

The series 58M mounts easily into panels of minimum 0.50" (1.3 mm) and maximum 0.150" (3.8 mm) thickness. Front panel sealing to IP67 is achieved by a sealing o-ring fitted to the body of the switch before it is inserted into the panel hole cut-out. It is held onto the panel by means of a metal hex nut tightened down to a torque of 10 inch pounds to achieve the correct sealing pressure.