

ATM blade fuses



Catalog symbol

- ATM_

Description

A range of UL® Listed fast-acting miniature blade fuses for automotive and low-voltage circuits.

Ratings

- Volts: 32 Vac/dc
- Amps: 2 to 30 A
- Interrupting rating: 1 kA

Agency information

- UL Listed, Guide FHXT, File AU169
- ISO 8820-3 / JASO D612 / SAE J2077 and J1171 ignition protection

Materials

- Silver-plated zinc terminals and element
- Polyamide housing with UL 94 HB flammability rating

Environmental

- Operating temperature range -40°C to +80°C, 95% RH non-condensing
- Storage temperature range -5°C to +35°C or lower, 85% RH non-condensing

Basic catalog numbers

Cat. no. (amp)	Color code	Cat. no. (amp)	Color code
ATM-1*	Black	ATM-10	Red
ATM-2	Gray	ATM-15	Blue
ATM-3	Violet	ATM-20	Yellow
ATM-4	Pink	ATM-25	Clear
ATM-5	Tan	ATM-30	Green
ATM-7-1/2	Brown		

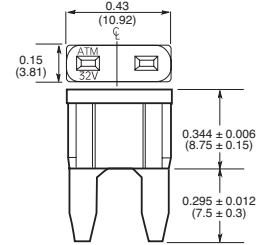
* Available only in traditional and bulk pack.

Packaging codes

Package type	Cat. no. configuration	Contents
Traditional	ATM-(amp)	5 fuses in a tin
Reload	ATM-(amp)RLD*	10 fuses in a polybag
Retail pack	BP/ATM-(amp)-RP	5 fuses in a blister card
Value pack	VP/ATM-(amp)-RP	25 fuses in a clamshell pack
Bulk pack	BK/ATM-(amp)	500 fuses in a carton

* Not available for the 4 amp ATM fuses.

Dimensions – in



Operating @ 23°C*

% of fuse amp rating	Min	Max
110%	100 hrs	—
135%	0.75 sec	600 sec
160%	0.25 sec	50.0 sec
200%	0.15 sec	5.0 sec
350%	0.04 sec	0.5 sec
600%	0.02 sec	0.1 sec

* Fuse characteristics may vary according to the conditions under which they are used. Fuse derating with change in ambient temperature: -0.15% / 1°C.

Features

- Halogen free and RoHS compliant
- Test points on fuse housing speeds troubleshooting
- Industry standard color coded by amp rating

Typical applications

- Automotive
- Low voltage control circuits

Recommended fuse holders, add-a-circuit and fuseclips

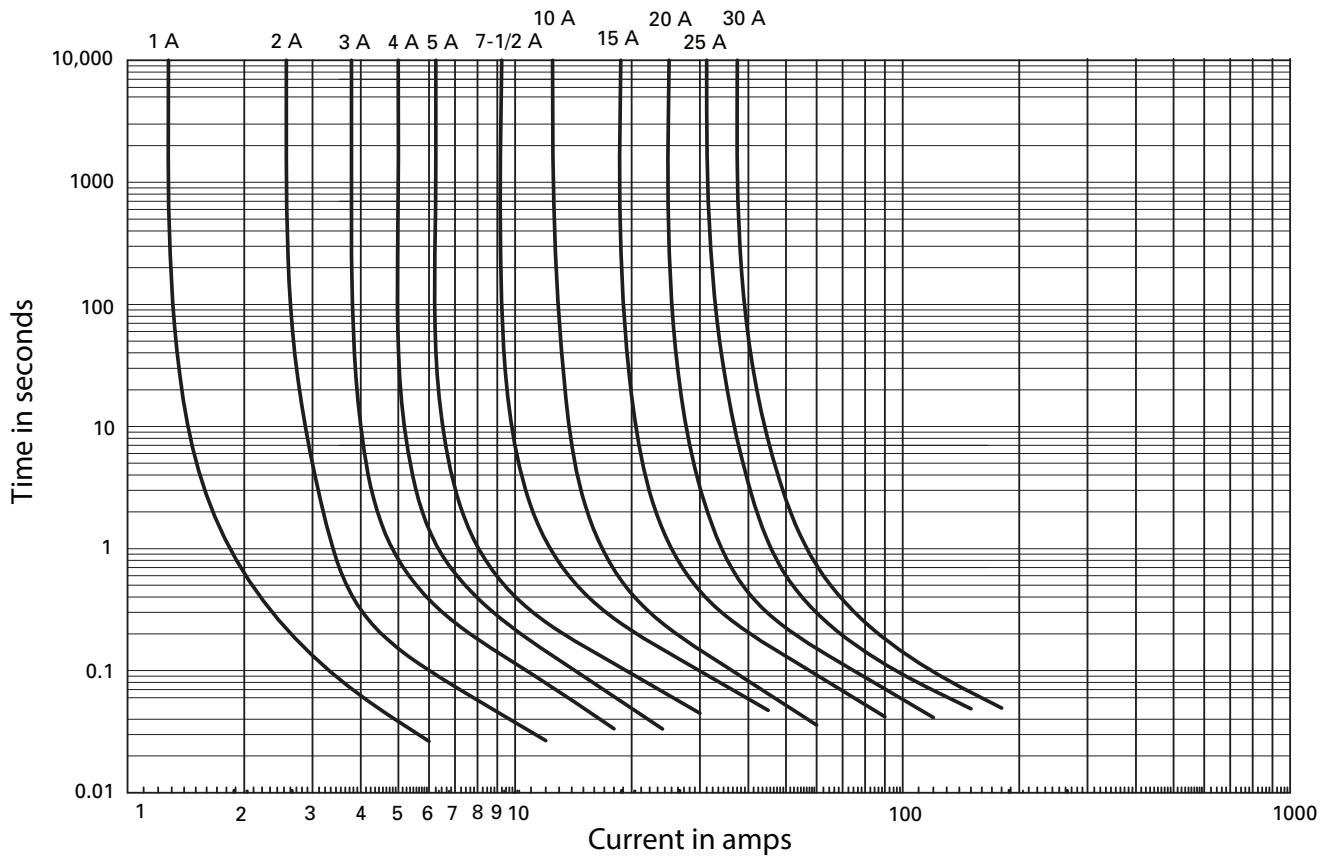
Part number	Description	Max volts/ amps	Leadwire
HHH	Add-a-circuit for additional fused circuit on a block	32V/10A	5"/#16
HHL	Inline fuse holder with cover	32V/20A	2x4"/#16
HHM	Inline fuse holder with cover	32V/30A	2x4"/#12
HHU	Water resistant inline fuse holder with cover	32V/30A	2x4"/#12
ATM-FHID	Indicating inline fuse holder with cover	32V/20A	2x4"/#16
1A5778**	PCB fuse clip	32V/15A	—
1A5779**	PCB fuse clip with nylon base	32V/15A	—

** See data sheet no. 2131 for details.



Powering Business Worldwide

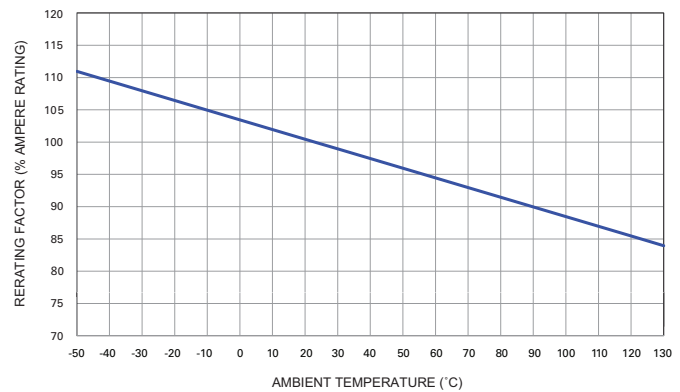
Time-current characteristic curves — average melt



Electrical characteristics

Fuse amps	Resistance	Voltage drop
1	121 mΩ	175 mV
2	49.7 mΩ	140 mV
3	29.6 mΩ	140 mV
4	23.8 mΩ	136 mV
5 A	16.7 mΩ	112 mV
7-1/2	11.1 mΩ	112 mV
10	7.82 mΩ	106 mV
15	4.93 mΩ	99 mV
20	3.48 mΩ	95 mV
25	2.58 mΩ	92 mV
30	2.12 mΩ	86 mV

Temperature derating curve



The only controlled copy of this data sheet is the electronic read-only version located on the Eaton network drive. All other copies of this document are by definition uncontrolled. This bulletin is intended to clearly present comprehensive product data and provide technical information that will help the end user with design applications. Eaton reserves the right, without notice, to change design or construction of any products and to discontinue or limit distribution of any products. Eaton also reserves the right to change or update, without notice, any technical information contained in this bulletin. Once a product has been selected, it should be tested by the user in all possible applications.

Eaton
1000 Eaton Boulevard
Cleveland, OH 44122
Eaton.com

Bussmann Division
114 Old State Road
Ellisville, MO 63021
United States
Eaton.com/bussmannseries

© 2021 Eaton
All Rights Reserved
Printed in USA
Publication No. 2048 — BU-SB15054
May 2021

For Eaton's Bussmann series product information, call 1-855-287-7626 or visit: Eaton.com/bussmannseries



Eaton and Bussmann are valuable trademarks of Eaton in the US and other countries. You are not permitted to use the Eaton trademarks without prior written consent of Eaton.

Follow us on social media to get the latest product and support information.

