



MODEL AM-153

# LOW NOISE AMPLIFIER

300-1800 MHz GAIN: 12 dB

- 1.9 dB Typical Midband Noise Figure
- + 7.5 dBm Typical Midband Output Power
- + 19 dBm Typical Midband Third Order Intercept

## Guaranteed Specifications\*

(From -55°C to +85°C Case Temp)

<b>Frequency Range</b>	300 - 1800 MHz
<b>Gain (+25°C) @ 600 MHz</b>	12.4 ±0.5 dB
<b>Frequency Response</b>	±1.2 dB Max
<b>Gain Variation with Temperature</b>	+0.5, -0.7 dB Max
<b>Output Power (1 dB Compression)</b>	+6 dB Min
<b>Noise Figure</b>	
300-1500 MHz	3.0 dB
1500-1800 MHz	3.5 dB
<b>Reverse Transmission</b>	-12 dB Max -14 dB Typ
<b>VSWR</b>	
Output	
300-400 MHz	3.5:1
400-1500 MHz	3.0:1
1500-1800 MHz	2.5:1
Input	
300-1500 MHz	2.5:1
1500-1800 MHz	3.3:1

### Intermodulation Intercept Point (for two-tone output power up to -5 dBm)

Second Order	+ 22 dBm Min
Third Order	
300-1000 MHz	+ 17 dBm Min
1000-1800 MHz	+ 15 dBm Min

**Bias Power** + 15 VDC @ 15 mA Max  
(13 mA, 200 mW Typical)

## Operating Characteristics

**Impedance** 50 ohms Nominal

**Maximum Rating**  
RF Input + 10 dBm

**Package Type** Pin (TO-8-1)  
(See page 472 for physical dimensions.)

### Environmental


These units are designed to meet the environmental and screening requirements of Table 1B, page 497 of the Adams-Russell catalog.

\* All specifications apply when operated at +15 VDC, with 50 ohm source and load impedance.  
This product contains elements protected by United States Patent Number 3,624,536.

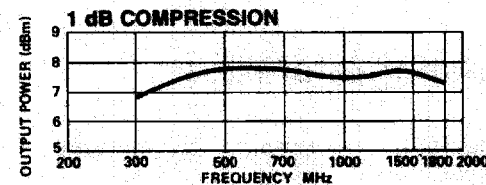
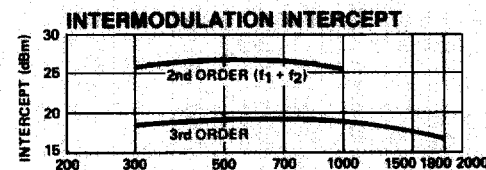
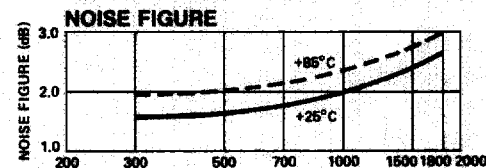
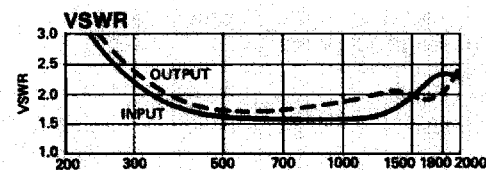
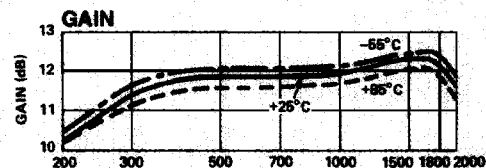
## Ordering Information

Model No.	Part No.	Connectors	Unit Price (5-9 Units)
AM-153	9319	Pin	\$125

Delivery is from stock.



## Typical Performance



# ANZAC

## Make the Connection...

# Adams Russell

COMPONENTS GROUP

80 Cambridge Street, Burlington, MA 01803 Fax (617) 273-1921

For Technical Information, Call (617) 273-3333

For Ordering Information, Call (617) 273-3333