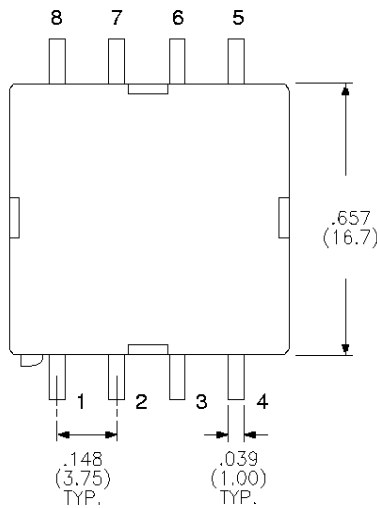


# Low Profile High Current Common Mode Choke with Pick-&-Place Cap

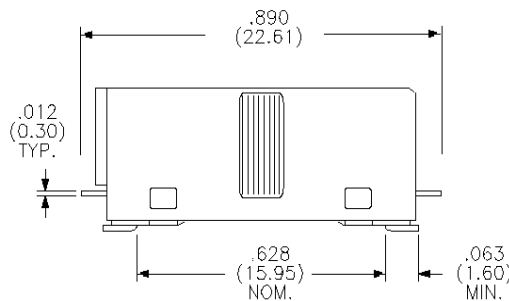
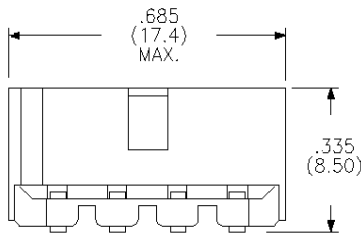
**NEW!**

Choke Part Number	L Min. ( $\mu\text{H}$ )	DCR Nom. ( $\text{m}\Omega$ )	$I^{(1)}$ Max. (A)	SRF (MHz)
L-37200	10	2	3.0	11.3
L-37201	20	8	2.0	8.3
L-37202	50	22	1.6	6.3
L-37203	100	53	0.8	4.3

1. Parallel Connection

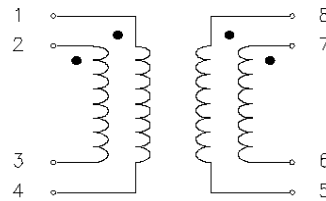


**EFD 15**  
Surface Mount  
Package with  
Pick & Place Cap



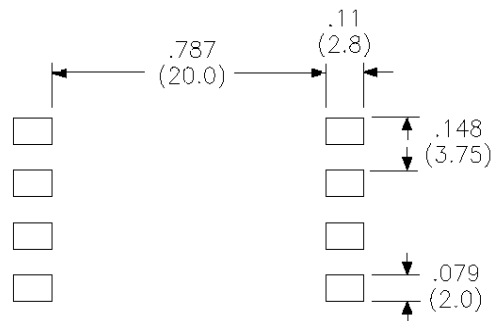
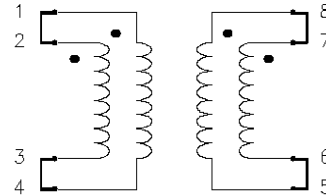
**Tape & Reel  
Available**

Schematic



In-Circuit  
Connections:

Short Pins  
1-2, 3-4,  
5-6 & 7-8



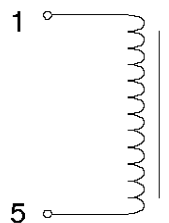
Suggested Pad Layout

## Surface Mount Inductors Low Profile

**EFD Style with  
Pick-&-Place Cap**  
Powdered Iron Versions  
Available - Contact Factory

**NEW!**

Schematic



Inductor Part Number	L Nom. (mH)	$I^{(2)}$ Rating (Amps)	DCR Nom. ( $\Omega$ )	Flux Density ( $\text{V}\cdot\mu\text{S}$ )
L-37101	19.6	80	18.0	444
L-37102	14.3	125	11.0	387
L-37103	10.0	199	6.0	332
L-37104	6.5	252	4.5	277
L-37105	4.2	320	3.2	222
L-37106	2.3	500	1.6	166
L-37107	0.9	795	0.8	111

2. Rated for a 25°C Temperature Rise