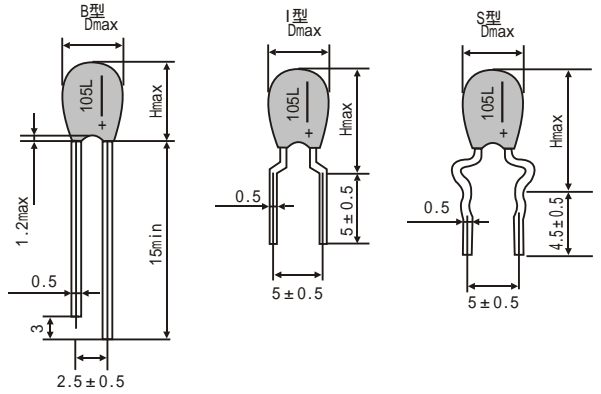


■ CA42型 固体电解质固定钽电容器  
SOLID TANTALUM ELECTROLYTIC CAPACITORS

● CA42 产品简介  
CA42 SOLID TANTALUM ELECTROLYTIC CAPACITORS

- 树脂包封，径向引线引出高性能品
- 适用于彩电、计算机、军用民用仪器、仪表以及其它电子类产品
- 产品符合国际 Gb7215 - 87
- Resin - coated, High performance to standard for general.
- For color television, computer, military & consumer instrument and other industrial electronic products applications.
- The products meet the requirements of GB7215-87

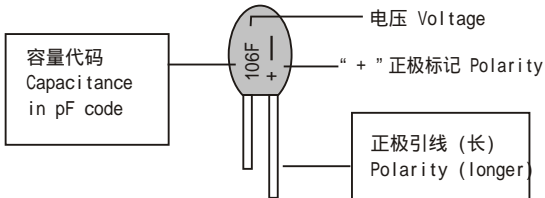
● 产品尺寸 DIMENSIONS



● 产品尺寸表 DIMENSIONS

(mm)

Case code	Dmax	Form B	Form I	Form S
		Hmax	Hmax	Hmax
A	3.5	6.0	9.3	10.0
B	3.8	6.5	9.8	10.5
C	4.4	7.5	10.5	11.5
D	4.8	8.5	11.5	12.5
E	5.2	9.5	12.5	13.5
F	6.0	10.5	13.5	14.5



● 外形尺寸、额定电压、浪涌电压、降额电压及标称容量

STANDARD SIZE, RATED VOLTAGE, SURGE VOLTAGE AT 85 AND DERATED VOLTAGE AT 125 AS SHOWN

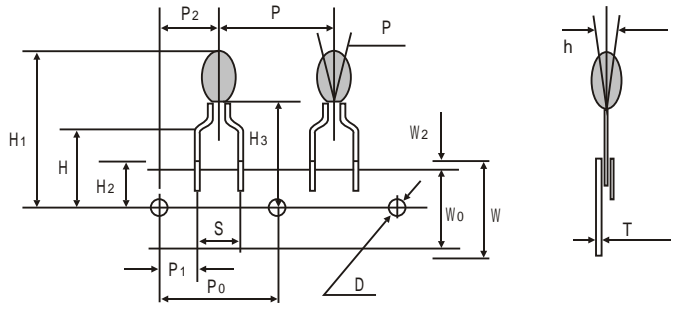
额定电压 Rated voltage (V)		4 0G	6.3 0J	10 1A	16 10	25 1E	35 1V	50 1H
浪涌电压 85 Surge voltage (V)		5.2	8	13	20	32	46	65
降额电压 125 Derated voltage (V)		2.5	4	6.3	10	16	22	32
Cap (μF)	Code	Case code						
0.1	104						A	A
0.15	154						A	A
0.22	224						A	A
0.33	334						A	A
0.47	474						A	B
0.68	684						A, B	B, C
1	105				A	A	B	C
1.5	155				A	A	B, C	D
2.2	225				A	B	C	D
3.3	335				A	B	C, D	D, E
4.7	475				A, B	C	C, D	F
6.8	685			A	A, B	C	E, F	
10	106		A	A	B, C	D	F	
15	156		A	A, B	B, C	D		
22	226	A	A, B	B	C, D	E		
33	336	A, B	B	B, C	C, D	F		
47	476	B	B, C	C	D, E			
68	686	B, C	C	C, D	D, E			
100	107	C	C, D	D, E	E	F		
150	157	C, D	D, E	E, F	F			
220	227	D, E	E, F	F				
330	337	E, F	F	F				
		F	F			H	L	50
		F		E	F			
		C	D					
Rated Voltage Code								



## CA42产品特性表 SPECIFICATIONS

项目 Item	主要特性 Performance Characteristics	
使用温度范围 Operating Temperature Range	-55 ~ +125 (>85 时, 施加类别电压使用) -55 ~ +125 (max.operating temperature at rated voltage shall be up to 85 )	
标称容量允许偏差 Capacitance Tolerance	±20%(M), ±10%(K) at 120Hz +25	
损耗角正切值(tg ) Dissipation Factor	测试频率120Hz Test frequency 120Hz 0.1-1 μF 4%Max. 1.5-6.8 μF 6%Max. 10-68 μF 8%Max. 100 μF ~ 10%Max.	
漏电流 Leakage current	施加额定电压1分钟: I 0.01CrUr (μA) 或 0.5 μA (取较大者)25 After 1minute's application of rated voltage, leakage current at 25 is not more than 0.01CrUr (μA) or 0.5 μA, whichever is greater.	施加额定电压1分钟: I 0.01CrUr (μA) 或 5 μA (取较大者)85 After 1minute's application of rated voltage, leakage current at 85 is not more than 0.1CrUr (μA) or 5 μA, whichever is greater.
标称容量随温度变化 Capacitance Change by Temperature	+15%Max. (+125 ) +12%Max. (+85 ) -12%Max. (-55 )	
浪涌电压 Surge Voltage	在85 环境中, 电容器接33 电阻, 加上浪涌电压, 以30秒开, 30秒关为一个周期, 共经1000个周期实验后, 电容器的性能符合下列要求: After application of Surge Voltage in series with a 33 resistor at the rate voltage of 30 seconds ON, 30 seconds OFF, for 1000 successive test cycles at 85 , capacitors meet the characteristics requirements listed below.	
	容量变化 Capacitance Change	初始值的 ±10%以内 Within ±10% of initial value
	损耗角正切值 Dissipation Factor	不大于初始规定值 Initial specified value or less
	漏电流 Leakgae Current	不大于初始规定值 Initial specified value or less
耐焊接热 Resistance to Soldering Heat	将电容器端子线浸入270±5 的锡液中距至本体2~2.5mm, 经3±0.5秒后, 电容器的性能符合下列要求: After immersing the bottom parts of capacitor bodies by 2~2.5mm in a solder pot at 270±5 for 3±0.5 seconds	
	容量变化 Capacitance Change	初始值的 ±3%以内 Within ±3% of initial value
	损耗角正切值 Dissipation Factor	不大于初始规定值 Initial specified value or less
	漏电流 Leakgae Current	不大于初始规定值 Initial specified value or less
耐湿性 Humidity Resistance	在40 , 相对湿度为90~95% R.H. , 经过500小时后(不充电), 电容器的性能符合下列要求: At 40 , 90~95% R.H. , For 500hours (No voltage applied). The capacitors meet the requirement listed below:	
	容量变化 Capacitance Change	初始值的 ±12%以内 Within ±12% of initial value
	损耗角正切值 Dissipation Factor	不大于初始规定值 Initial specified value or less
	漏电流 Leakgae Current	不大于初始规定值 Initial specified value or less
高温负荷特性 Load Life	电容器接上3 电阻, 在 +85 和 +125 环境中施加额定工作电压1000小时后, 电容器的性能符合下列要求: After 1000 hour's application of rated voltage in series with a 3 resistor at 85 or derated voltage at 125 , capacitance meet the characteristics requirements listed below.	
	容量变化 Capacitance Change	初始值的 ±10%以内 Within ±10% of initial value
	损耗角正切值 Dissipation Factor	不大于初始规定值 Initial specified value or less
	漏电流 Leakgae Current	不大于初始规定值的1.25倍 1.25 times Initial specified value or less

SERIES CA42 SOLID TANTALUM ELECTROLYTIC CARACITORS



• 编带尺寸 TAPING DIMENSIONS

Item	Size	
P	12.7 ± 1.0	
P0	12.7 ± 0.3	
W	18 <sup>+1</sup> <sub>-0.5</sub>	
W0	12 ± 0.5	
H2	9 ± 0.5	
W2	1.0max	
H1	32.5max	
P	± 1.3max	
D	4.0 ± 0.2	
I	0.5 ± 0.2	
h	2.0max	
H	16 ± 0.5	
S		
P1		
P2	2.5 ± 0.5	5 ± 0.7
H3	5.10 ± 0.5	3.85 ± 0.7
	6.35 ± 0.4	
	18 <sup>+2</sup> <sub>-0</sub>	

• 特性曲线图 CHARACTERISTICS CURVE

