

# Optiva OTS-1LD 2.5 GHz DWDM Wideband Fiber Optic Link



## Applications

- Satellite Antenna Signal Transport
- DBS Antenna Signal Distribution
- Interfacility Signal Transport

## Features

- 50 MHz to 2.5 GHz Optimized for IF, L- and S-Band Satellite Signals
- Supports 100 km Links
- Supports ITU 36-Channel DWDM
- 30 dB Tx and Rx Adjustable Gain Range
- Peak Optimizer for Quick and Easy Setup
- SmartGain for Enhanced AGC Performance
- 50 Ohm SMA, BNC and 75 Ohm BNC
- Tx & Rx RF Power Monitors via LED, SMA & SNMP
- LNB Power
- SNMP Monitoring and Control
- Optically-Isolated Uncooled DFB Lasers
- Fits in Optiva Enclosures, Support Daisy Chain Video, Audio, and Data Links  
-16, 6, 2, & 1 Slot Enclosures Available
- CE & CSA Certified, RoHS Compliant

The Optiva OTS-1LD DWDM Wideband Fiber Optic Link is optimized to provide transparent IF, L- and S-Band signal transport and to perform in the 50 MHz to 2.5 GHz frequency range for satellite antenna and interfacility applications.

Optiva satellite and microwave transmitters and receivers are SNMP compliant. They can be housed in the same chassis and monitored by the same Network Management System (NMS) as Optiva HD video, audio, serial data, and USB extension / distribution cards to provide multiple format and frequency transport in a single flexible platform.

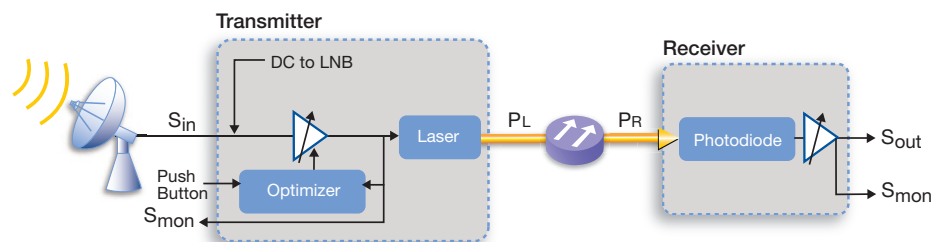


## System Design

The Optiva platform includes a wide range fiber **optiva** PLATFORM optic transport products for satellite and microwave communications from 1 MHz to 40 GHz. These units can be used to construct transparent inter- and intra-facility links from 1 meter to >100 km for RF and microwave signal transport, antenna remoting, video transport, electronic warfare systems and other high-dynamic-range applications.

Optiva is a completely modular, hot-swappable platform. Both 19" rack-mount and compact tabletop, or wall-mountable enclosures are available. The 3 RU 19" rack-mount, fan-cooled enclosures (Model OT-CC-16 and OT-CC-16F) can support up to 16 insert cards and utilize two dual-redundant, hot-swappable, 100 or 200 watt power supplies. The 1 RU 19" rack-mount, fan-cooled enclosure (Model: OT-CC-6-1U) can accommodate 6 insert cards and utilizes two hot-swappable 60 watt power supplies. Compact one-slot (OT-DTCR-1), or two-slot (OT-DTCR-2) enclosures are also available that use an external wall-mount power supply.

## Block Diagram




# Optiva OTS-1LD 2.5 GHz DWDM Wideband Fiber Optic Link

## Performance Highlights<sup>5</sup>

	Parameter	Min	Typical	Max	Units	
Link <sup>1</sup>	Frequency Range					
	50 Ohm	50	-	2500	MHz	
	75 Ohm	50	-	2500	MHz	
	Frequency Response					
	Any 36 MHz	-	+/- 0.2	-	dB	
	50-2500 MHz	-	+/- 2.0	-	dB	
	Noise Figure (TG max, RG max, 1.5 GHz)	-	12	-	dB	
Input IP3 (TG max, 1.5 GHz)	-	-1	-	dBm		
Spur Free Dynamic Range <sup>6</sup>	-	108	-	dB/Hz <sup>2/3</sup>		
RF Link Gain (TG max, RG max) <sup>3</sup>	Standard Rx (OTS-1LR)	-	23	-	dB	
	Hi-Sensitivity Rx (OTS-1LSR)	-	30	-	dB	
Tx	RF Input within Smart Gain Control (SGC) range <sup>2</sup>	-	0 to -35	-	dBm	
	RF Input without SGC	< -50 <sup>7</sup> (TG max)	-	10 (TG min)	dBm	
	Tx Gain (TG) max, 1.5 GHz	-2	2	-	dB (W/A)	
	TG Adjustment Range (from max)	-	-	30	dB	
	Optical Output	8	9	-	dBmo	
	Wavelength (ITU-DWDM)	1534.25	-	1562.23	nm	
	Input Return Loss					
	50-2500 MHz	10	14	-	dB	
	LNB Voltage	16	17	19	V	
	Current	-	-	350	mA	
	DC Power	-	12	-	V	
	LNB Off	-	450	500	mA	
	Rx	Optical Input				
		Standard Rx (OTS-1LR)	-20 <sup>4</sup>	-	9	dBmo
Hi-Sensitivity Rx (OTS-1LSR)		-25 <sup>4</sup>	-	9	dBmo	
Rx Gain (RG) max, 1.5 GHz						
Standard Rx (OTS-1LR)		20	22	-	dB (A/W)	
Hi-Sensitivity Rx (OTS-1LSR)		25	29	-	dB (A/W)	
RG Adjustment Range (from max)		-	-	30	dB	
Output IP3 (5 dBmo to Rx, 0 dBm 2150 MHz)		23	25	-	dBm	
RF Output (-35 dBm input, TG max, 1 dBmo to Rx)						
Standard Rx		-	-16	-	dBm	
High Sensitivity Rx	-	-9	-	dBm		
Output Return Loss						
50-2700 MHz (50 Ohm), 50-2500 MHz (75 Ohm)	10	14	-	dB		
DC Power	-	12	-	V		
	-	260	300	mA		

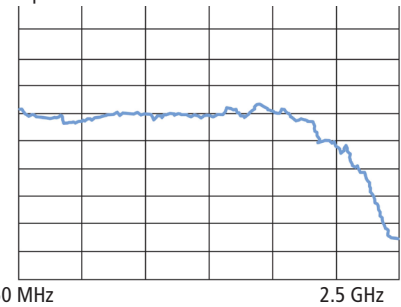
- For link over 1 m fiber
- Wider RF inputs are acceptable, but will set the RF amp gain to its limit
- Link RF Gain<sub>dB</sub> = TG + RG - 2 \* Fiber Loss<sub>dB0</sub> (assumes Rin = Rout)
- Minimum optical input to maintain 35 dB C/N on 36 MHz RF carrier over 1 m fiber
- Performance at ambient temperature (unless specified otherwise)
- SFDR = 2/3 \* (IIP3 + 174 - NF)
- Some specifications in the table may degrade when operating at low input

## OTS-1LD (Tx & Rx)

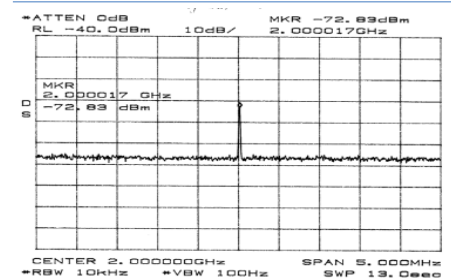


## Typical S21


2 dB per division



## Typical Output @ -100 dBm Input



## Enclosure Options



# Optiva OTS-1LD 2.5 GHz DWDM Wideband Fiber Optic Link



DATASHEET | MAY 2016

SATCOM

## Absolute Maximum Rating

Parameter	Min	Max	Unit
Operating Temperature	-20	60	°C
Max Tx RF Input (TG min)	-	+15	dBm
Max Rx Optical Input	-	+10	dBm

\*Damage may occur beyond these limits

## ITU-DWDM Channel Assignment

Channel	nm	Channel	nm	Channel	nm	Channel	nm	Channel	nm
54	1534.25	46	1540.56	38	1546.92	30	1553.33	22	1559.79
53	1535.04	45	1541.35	37	1547.72	29	1554.13	21	1560.61
52	1535.82	44	1542.14	36	1548.51	28	1554.94	20	1561.42
51	1536.61	43	1542.94	35	1549.32	27	1555.75	19	1562.23
50	1537.40	42	1543.73	34	1550.12	26	1556.56		
49	1538.19	41	1544.53	33	1550.92	25	1557.36		
48	1538.98	40	1545.32	32	1551.72	24	1558.17		
47	1539.77	39	1546.12	31	1552.52	23	1558.98		

## Ordering Information

Product Code	Specifications
OTS-1LDT/S5-XX09-SA-IC	Transmitter, 50-2500 MHz, SMA 50 ohm, ITU-DWDM Channel XX, 9dBm, SC/APC
OTS-1LDT/B5-XX09-SA-IC	Transmitter, 50-2500 MHz, BNC 50 ohm, ITU-DWDM Channel XX, 9dBm, SC/APC
OTS-1LDT/B7-XX09-SA-IC	Transmitter, 50-2500 MHz, BNC 75 ohm, ITU-DWDM Channel XX, 9dBm, SC/APC
OTS-1LR/S5-SA-IC	Receiver, 50-3000 MHz, SMA 50 ohm, SC/APC
OTS-1LR/B5-SA-IC	Receiver, 50-3000 MHz, BNC 50 ohm, SC/APC
OTS-1LR/B7-SA-IC	Receiver, 50-2500 MHz, BNC 75 ohm, SC/APC
OTS-1LSR/S5-SA-IC	Receiver, Hi-Sensitivity, 50-3000 MHz, SMA 50 ohm, SC/APC
OTS-1LSR/B5-SA-IC	Receiver, Hi-Sensitivity, 50-3000 MHz, BNC 50 ohm, SC/APC
OTS-1LSR/B7-SA-IC	Receiver, Hi-Sensitivity, 50-2500 MHz, BNC 75 ohm, SC/APC
OPV-CTLR-IC	NMS SNMP Controller Card, MIB, EmcoreView GUI for Optiva Family
OTP-1ETR-A2/A2	Optical Transceiver 1 CH, Ethernet, SM, Dual LC -- See OTP-1E datasheet
OT-CC-16F-XXX	Chassis, Rack-Mount, 16-Slot, 3 RU -- See OT-CC-16F datasheet
PS-200F-XX	Power Supply, 12 VDC, 100 to 240 VAC, 50/60 Hz. - See PS-200F datasheet
OT-CC-6-XX	Chassis Rack-Mount, 6-Slot, 1 RU with Power Supply - See OT-CC-6-XX datasheet
OT-DTCR-1 / OT-DTCR-2	Chassis, Flange-Mount, w/ Power Supply, 1 slot / 2 slot

# Optiva OTS-1LD 2.5 GHz DWDM Wideband Fiber Optic Link



DATASHEET | MAY 2016

SATCOM

## Laser Safety

This product meets the appropriate standard in Title 21 of the Code of Federal Regulations (CFR). FDA/CDRH Class 1M laser product. This device has been classified with the FDA/CDRH under accession number 0220191. All versions of this laser are Class 1M laser product, tested according to IEC 60825-1:2007 / EN 60825-1:2007. An additional warning for Class 1M laser products. For diverging beams, this warning shall state that viewing the laser output with certain optical instruments (for example: eye loupes, magnifiers, and microscopes) within a distance of 100 mm may pose an eye hazard. For collimated beams, this warning shall state that viewing the laser output with certain instruments designed for use at a distance (for example: telescopes and binoculars) may pose an eye hazard.

Wavelength = 1.3/1.5  $\mu\text{m}$ .

Maximum power = 30 mW.



\*Caution - Use of controls or adjustments or performance of procedures other than those specified herein may result in hazardous radiation exposure.

\*IEC is a registered trademark of the International Electrotechnical Commission.

