



# Card Edge Connectors (Board-to-Board, Wire-to-Board) (Continued)

## PCI Bus Connectors

### Standard Edge .050 Series PCI (Peripheral Component Interconnect), Type 32 Bit, 3.3 and 5 Volt Signaling

#### 60 Dual Positions with 2 Plastic Pylons

#### Material and Finish:

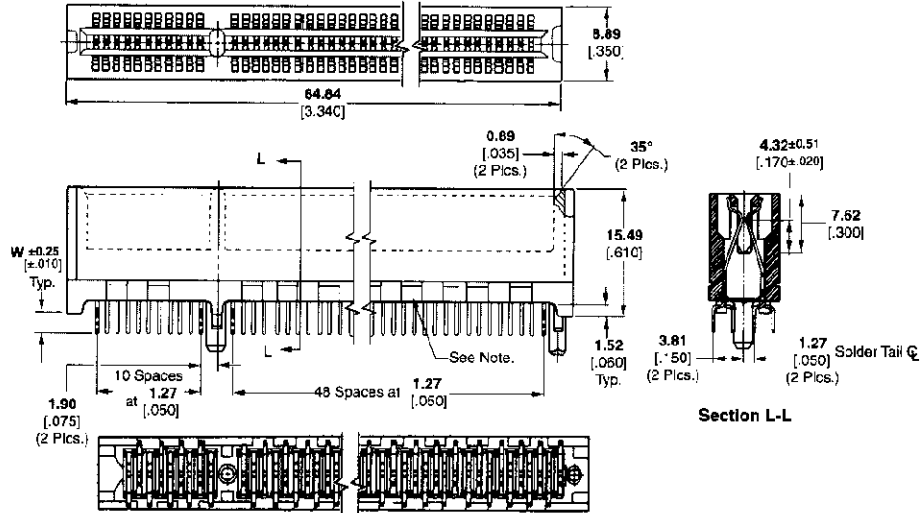
**Housing** — High temperature thermo-plastic, white

**Contacts** — Phosphor bronze, plated as follows:

**Plating A** — .000050 min. nickel all over, gold flash over nickel in contact area, .000100 min. tin-lead over nickel on solder tails

**Plating B** — .000050 min. nickel all over, .000015 min. gold over nickel in contact area, .000100 min. tin-lead over nickel on solder tails

**Plating C** — .000050 min. nickel all over, .000030 min. gold over nickel in contact area, .000100 min. tin-lead over nickel on solder tails



#### Related Product Data

**Performance Specifications** — page 338

#### Technical Documents

AMP Product Specification 108-14034

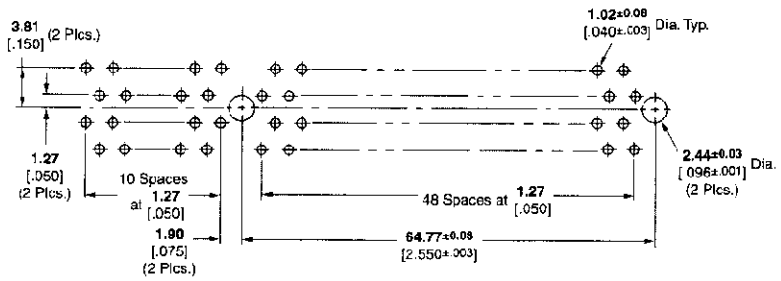
AMP Application Specification 114-26012

W (Post Length)	Contact Finish	Part Numbers
2.54 [.100]	Plating A	145154-1
	Plating B	145154-2
	Plating C	145154-4
3.00 [.118]	Plating A	11299-1**
	Plating D	145154-8
3.56 [.140]	Plating D	1-145154-2
Surface Mount	Plating C	145098-1

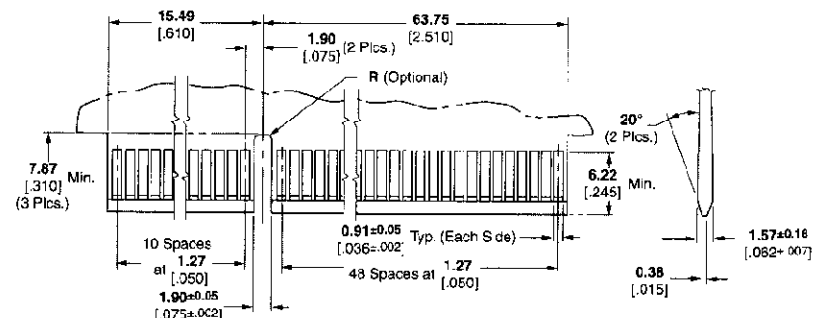
\*Does not support PCI-X applications.

\*\*Housing — Thermoplastic nylon 6/6

**Notes:** Connectors are supplied with either cored (shown above) or solid side walls.



Recommended PC Board Hole Layout (Connector Side Shown)



Recommended Mating PC Board Edge Pattern

Backplane Systems

Backplane Connectors