


## Transformers Audio, Telephone Coupling



### FEATURES

- Designed to meet FCC Part 68.
- Underwriters Laboratories recognized component (UL Standard 1459, File E147915).
- Canadian Standards Association certified component (CSA Standard C22.2, File LR77313)
- Provide line isolation, impedance matching and line balance.
- Designed and built to meet telephone company requirements for data and voice access on leased private telephone lines or through dial-up switched telephone networks.



**RoHS**  
COMPLIANT

### STANDARD ELECTRICAL SPECIFICATIONS

MODEL	IMPEDANCE (OHMS)		COUPLING APPLICATION	UNBALANCED DC CURRENT (mA)	RETURN LOSS MIN. (dB)	INSERTION LOSSES at 1kHz (dB)	FREQUENCY RESPONSE REF. at 1kHz (dB)	IMPEDANCE MATCHING	DISTORTION	STYLE	SCHEMATIC NUMBER
	PRI	SEC									
TA-10-08	600	600	DATA/VOICE	0	26	1.0	± 0.5	± 10 %	0.5 %	C	5
TA-10-07	600	600	DATA/VOICE	0	26	1.0	± 0.5	± 10 %	0.5 %	J	5
TA-30-06	600	600	DATA/VOICE	0-5	14	1.5	± 1.5	± 25 %	5.0 %	J	5
TA-10-05	600	600	DATA/VOICE	0	26	.6	± 0.5	± 10 %	0.5 %	B	5
TA-30-02	600	600	DATA/VOICE	0-5	15	1.4	± 1.5	± 25 %	5.0 %	B	5
TA-30-03	600	600	DATA	0-90	8	2.4	± 1.0	± 25 %	5.0 %	G	5
TA-32-02	600	600	DATA/VOICE	0-80	11	1.2	± 1.5	± 25 %	5.0 %	M	13
TA-40-01*	600	600	DATA/VOICE	0-90	14	1.7	± 2.0	± 20 %	0.5 %	N	13
TA-33-02	600	600	DATA/VOICE	0-100	8	1.6	± 1.5	± 25 %	5.0 %	E	15
TA-30-04	600	600 CT	DATA	0-90	8	2.4	± 1.0	± 25 %	5.0 %	H	9
TA-10-04	600 CT	600 CT	DATA/VOICE	0	26	.6	± 0.5	± 10 %	0.5 %	A	4
TA-30-01	600 CT	600 CT	DATA/VOICE	0-5	15	1.4	± 1.5	± 25 %	5.0 %	A	4
TA-31-01	600 SPLIT	600	DATA/VOICE	0-50	8	1.4	± 1.5	± 25 %	5.0 %	K	11
TA-32-03	600 SPLIT	600	DATA/VOICE	0-80	11	1.2	± 1.5	± 25 %	5.0 %	L	14
TA-13-01	600	600 SPLIT	DATA/VOICE	0-75	13	1.2	± 0.5	± 10 %	0.5 %	E	7
TA-33-01	600	600 SPLIT	DATA/VOICE	0-100	8	1.6	± 1.5	± 25 %	5.0 %	E	7
TA-10-01	600	600/600	DATA/VOICE HYBRID	0	26	.8	± 0.5	± 10 %	0.5 %	A	1
TA-30-05	600	600/600	DATA/VOICE HYBRID	0-5	14	1.4	± 1.5	± 25 %	5.0 %	A	10
TA-11-01	600	600/600	DATA/VOICE HYBRID	0	26	.8	± 0.5	± 10 %	0.5 %	D	1
TA-30-07	600	900	DATA/VOICE	0-5	14	1.5	± 1.5	± 25 %	5.0 %	J	2
TA-10-02	600	900	DATA/VOICE	0	26	.7	± 0.5	± 10 %	0.5 %	B	2
TA-32-01	600/900	600	DATA/VOICE	0-100/0-120	8	1.4	± 1.5	± 25 %	5.0 %	L	12
TA-14-01	600	600/900	DATA/VOICE	0-100/0-120	14	.5	± 0.5	± 10 %	0.5 %	F	8
TA-10-06	900	900	DATA/VOICE	0	26	.7	± 0.5	± 10 %	0.5 %	A	6
TA-10-03	4k	600	DATA/VOICE	0	22	.7	± 0.5	± 10 %	0.5 %	B	3
TA-23-01	600	600 SPLIT	DATA/VOICE	0-75	13	1.2	± 0.5	± 10 %	0.5 %	E	16

\*Reference for TA-40-01 is 1.8kHz. Model TA-3 is the low-cost alternative to Model TA-1. For HOLDING COIL information, refer to MODEL TE/TD.

### ELECTRICAL SPECIFICATIONS

**Power Level:** - 45 dBm to + 7 dBm except TA-40-01  
(- 45 dBm to + 10 dBm)

**Longitudinal Balance:** Per FCC 68.310  
60 dB minimum = 200 - 1000 Hz  
45 dB minimum = 1000 - 4000 Hz

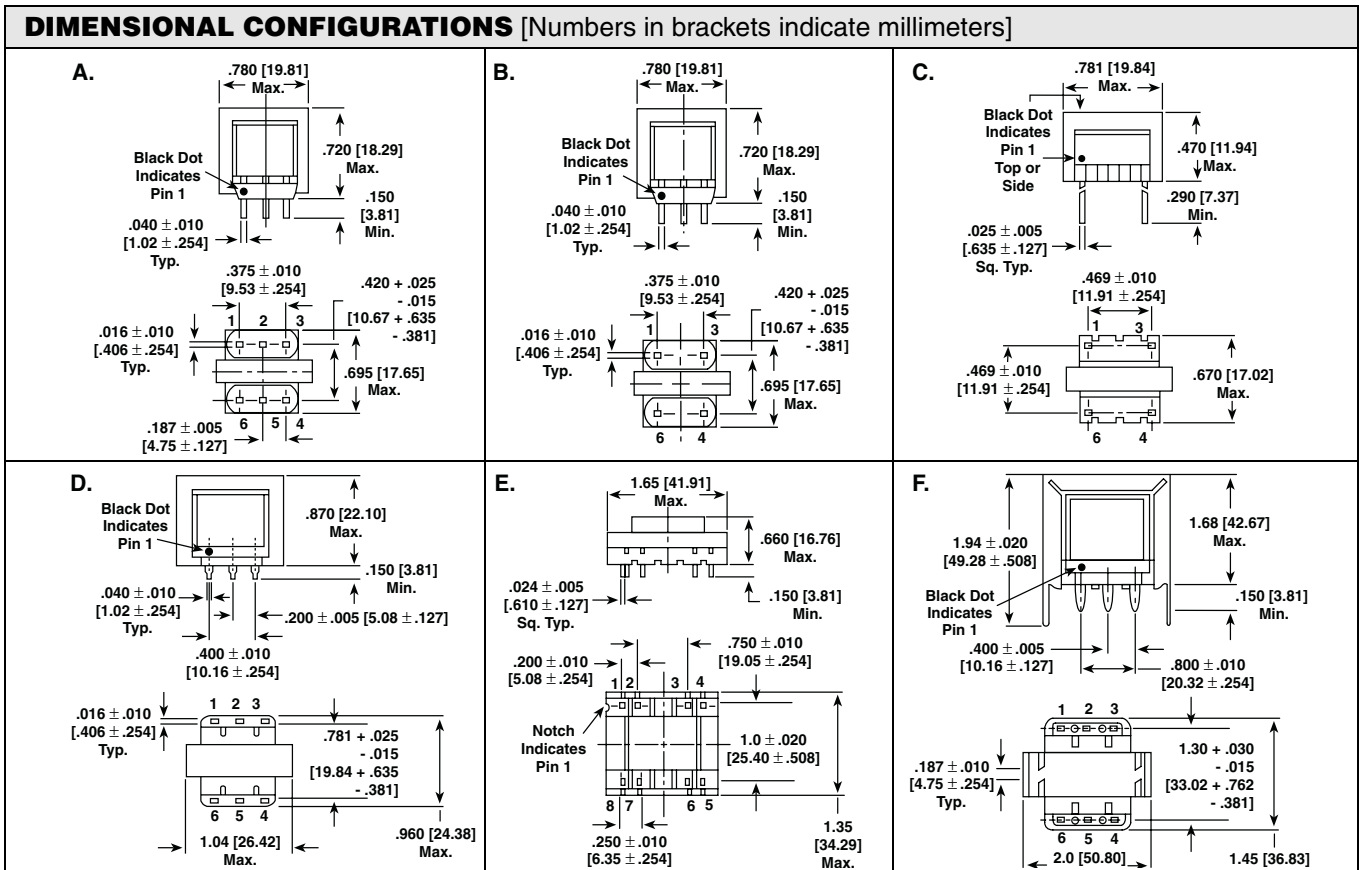
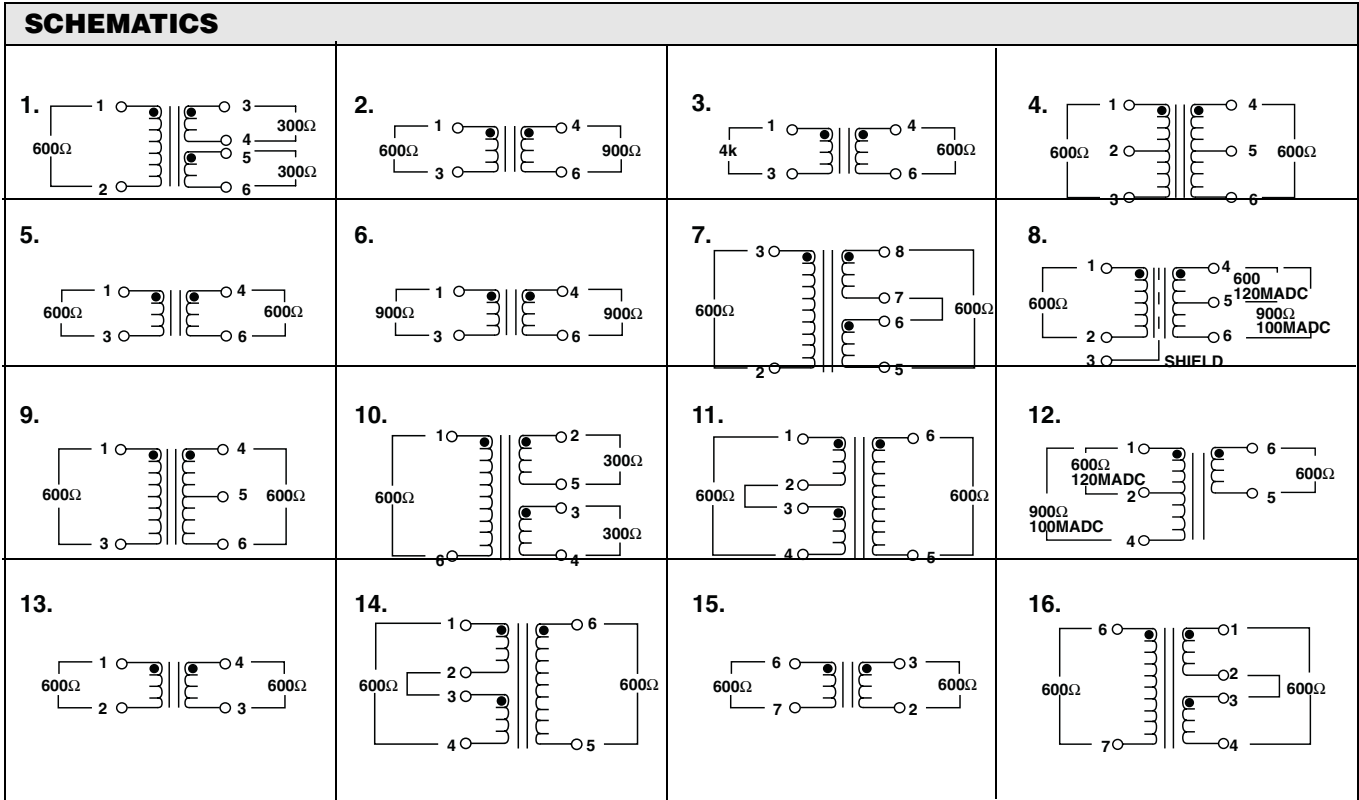
Dielectric Strength: 1500 V RMS

Frequency Range: Data/Voice = 300 to 3500 Hz  
Data = 800 to 3500 Hz

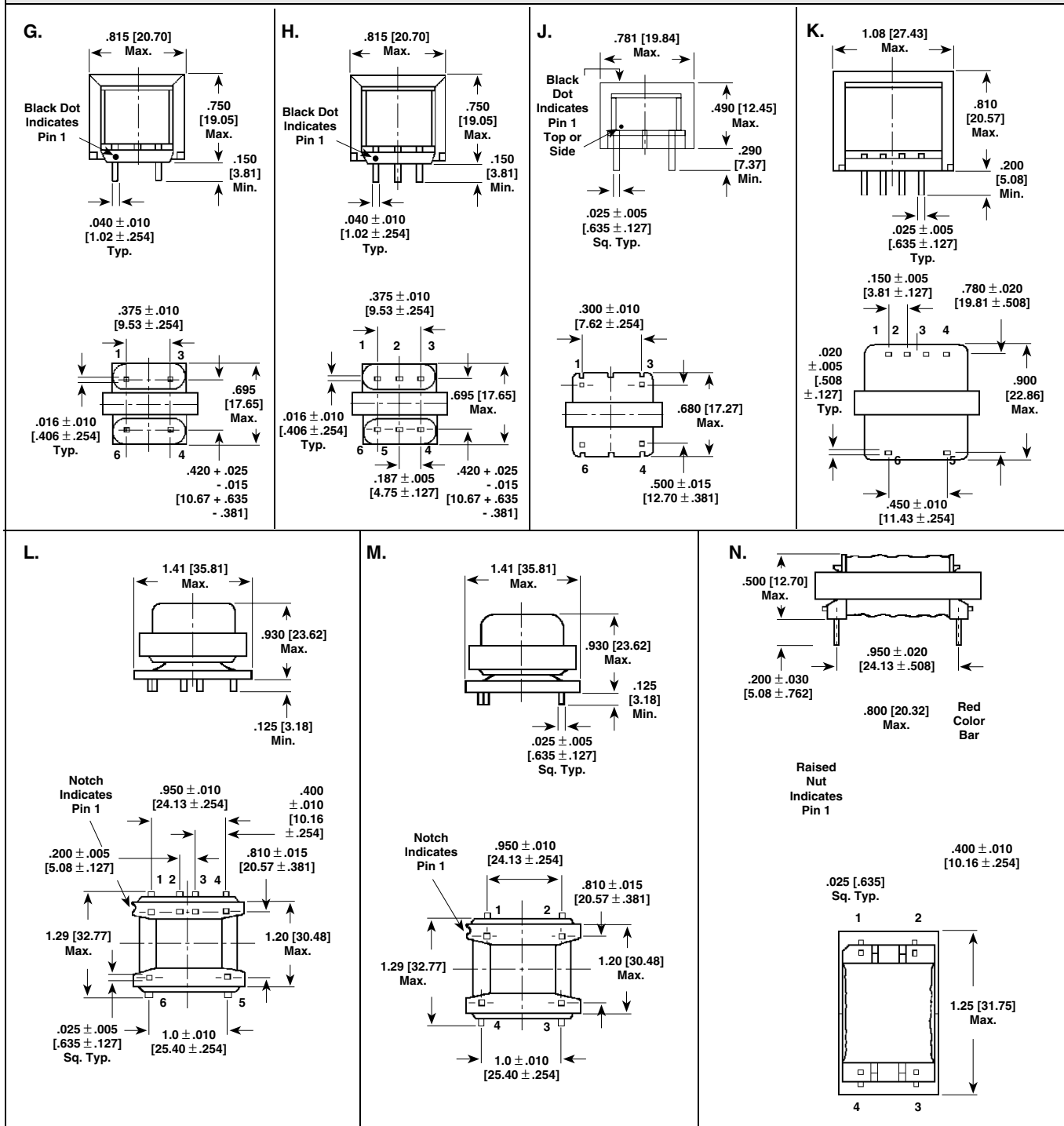
### MECHANICAL SPECIFICATIONS

**Coating:** Impregnated with polyester varnish

**Terminals:** Precision spaced PC type plug-in terminals



**DIMENSIONAL CONFIGURATIONS** [Numbers in brackets indicate millimeters]

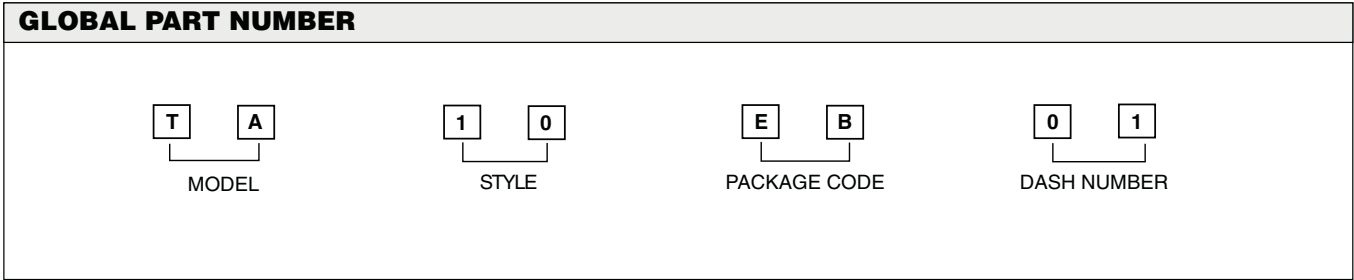


**PART MARKING**

- Vishay Dale
- Date code
- Model



ORDERING INFORMATION				
<u>TA</u> MODEL	<u>10</u> STYLE	<u>01</u> DASH NUMBER	<u>EB</u> PACKAGE CODE	<u>e2</u> JEDEC LEAD (Pb)-FREE STANDARD





## Disclaimer

All product specifications and data are subject to change without notice.

Vishay Intertechnology, Inc., its affiliates, agents, and employees, and all persons acting on its or their behalf (collectively, "Vishay"), disclaim any and all liability for any errors, inaccuracies or incompleteness contained herein or in any other disclosure relating to any product.

Vishay disclaims any and all liability arising out of the use or application of any product described herein or of any information provided herein to the maximum extent permitted by law. The product specifications do not expand or otherwise modify Vishay's terms and conditions of purchase, including but not limited to the warranty expressed therein, which apply to these products.

No license, express or implied, by estoppel or otherwise, to any intellectual property rights is granted by this document or by any conduct of Vishay.

The products shown herein are not designed for use in medical, life-saving, or life-sustaining applications unless otherwise expressly indicated. Customers using or selling Vishay products not expressly indicated for use in such applications do so entirely at their own risk and agree to fully indemnify Vishay for any damages arising or resulting from such use or sale. Please contact authorized Vishay personnel to obtain written terms and conditions regarding products designed for such applications.

Product names and markings noted herein may be trademarks of their respective owners.