



## Selection Guide

Part No.	Dice	Lens Type	Iv (ucd) @ 20 mA		Description
			Min.	Typ.	
APPSA04-41MWFA	WHITE (GaN)	YELLOW FLUORESCENT	2600	11400	Common Anode,Rt. Hand Decimal

## Electrical / Optical Characteristics at T<sub>A</sub>=25°C

Symbol	Parameter	Device	Typ.	Max.	Units	Test Conditions
V <sub>F</sub>	Forward Voltage	White	3.8	4.5	V	I <sub>F</sub> =20mA
I <sub>R</sub>	Reverse Current	White	-	10	uA	V <sub>R</sub> = 5V
X	Chromaticity Coordinates	White	0.33	-	-	-
Y			0.34	-	-	-
C	Capacitance	White	100	-	pF	V <sub>F</sub> =0V, f =1MHz

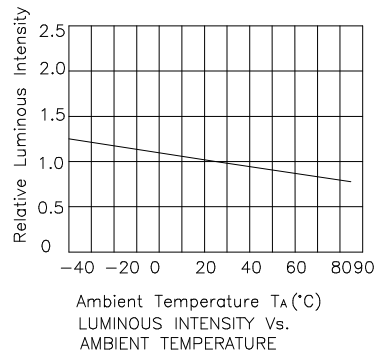
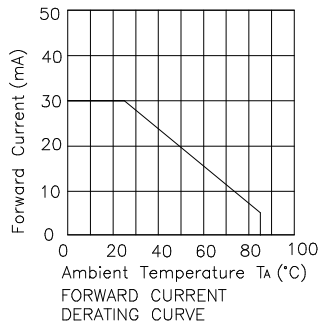
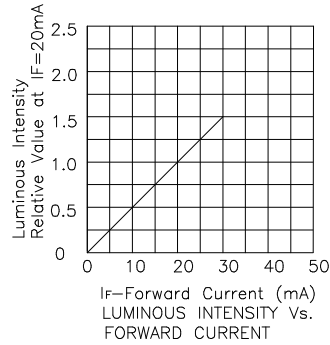
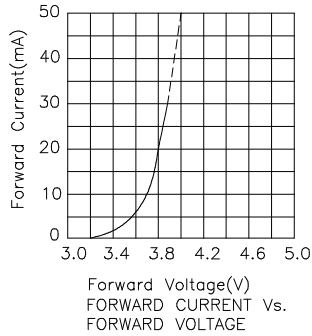
## Absolute Maximum Ratings at T<sub>A</sub>=25°C

Parameter	White	Units
Power dissipation	105	mW
DC Forward Current	30	mA
Forward Current (Peak) [1]	150	mA
Reverse Voltage	5	V
Operating Temperature	-40°C To +85°C	
Storage Temperature	-40°C To +85°C	

Note:

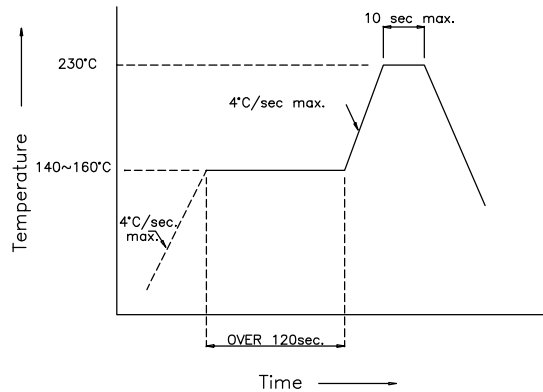
1. 1/10 Duty Cycle, 0.1ms Pulse Width.

## White APPSA04-41MWFA

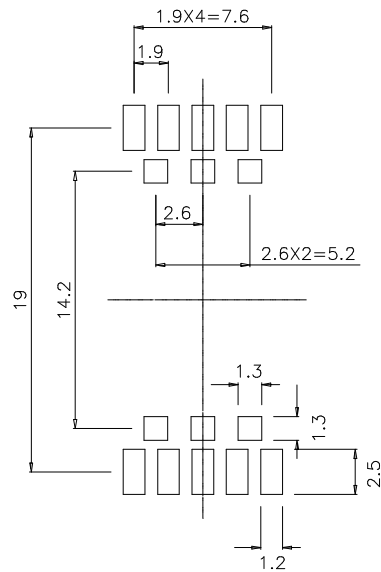


## APPSA04-41MWFA SMT Reflow Soldering Instruction

Number of reflow process shall be less than 2 times and cooling process to normal temperature is required between first and second soldering process.



## Recommended Soldering Pattern (Units : mm)



## Tape Specifications (Units : mm)

