

Small Signal Product

Zener Diode, 2% Tolerance

FEATURES

- Surface mounted device
- Zener voltage range from 2.4V-51V
- Power dissipation 200mW
- Compliant to RoHS Directive 2011/65/EU and in accordance to WEEE 2002/96/EC
- Halogen-free according to IEC 61249-2-21

MECHANICAL DATA

- Case: SOD-523F package
- Moisture sensitivity level (MSL): 1
- Pb free and RoHS compliant
- High temperature soldering guaranteed: 260°C/10s
- Weight: 1.36mg approx.



SOD-523F



MAXIMUM RATINGS AND ELECTRICAL CHARACTERISTICS ($T_A=25^\circ\text{C}$ unless otherwise noted)			
PARAMETER	SYMBOL	VALUE	UNIT
Power dissipation	P_D	200	mW
Thermal resistance (Junction to Ambient)	$R_{\theta JA}$	680	$^\circ\text{C}/\text{W}$
Junction temperature	T_J	150	$^\circ\text{C}$
Storage temperature	T_{STG}	- 65 to +150	$^\circ\text{C}$

Small Signal Product

ELECTRICAL CHARACTERISTICS

 (T_A=25°C unless otherwise noted)

Part Number	Marking	Zener Voltage Range			I _{ZT} (mA)	Maximum Zener Impedance		Maximum Reverse Current		Typical Temperature Coefficient		Test Current	
		V _Z @ I _{ZT} (V)				Z _{ZT} @ I _{ZT} (Ω)	Z _{ZK} @ I _{ZK}		I _R (μA)	V _R (V)	T _c @ I _{ZT} (mV/°C)		
		Nom	Min	Max			(Ω)	(mA)			Min		Max
BZX585B2V4	05	2.4	2.35	2.45	5	100	564	1.0	45	1	-3.5	0.0	5
BZX585B2V7	15	2.7	2.65	2.75	5	100	564	1.0	18	1	-3.5	0.0	5
BZX585B3V0	25	3.0	2.94	3.06	5	100	564	1.0	9	1	-3.5	0.0	5
BZX585B3V3	35	3.3	3.23	3.37	5	95	564	1.0	4.5	1	-3.5	0.0	5
BZX585B3V6	45	3.6	3.53	3.67	5	90	564	1.0	4.5	1	-3.5	0.0	5
BZX585B3V9	55	3.9	3.82	3.98	5	90	564	1.0	2.7	1	-3.5	0.0	5
BZX585B4V3	65	4.3	4.21	4.39	5	90	564	1.0	2.7	1	-3.5	0.0	5
BZX585B4V7	75	4.7	4.61	4.79	5	80	470	1.0	2.7	2	-3.5	0.0	5
BZX585B5V1	85	5.1	5.00	5.20	5	60	451	1.0	1.8	2	-2.7	1.2	5
BZX585B5V6	95	5.6	5.49	5.71	5	40	376	1.0	0.9	2	-2	2.5	5
BZX585B6V2	A5	6.2	6.08	6.32	5	10	141	1.0	2.7	4	0.4	3.7	5
BZX585B6V8	B5	6.8	6.66	6.94	5	15	75	1.0	1.8	4	1.2	4.5	5
BZX585B7V5	C5	7.5	7.35	7.65	5	15	75	1.0	0.9	5	2.5	5.3	5
BZX585B8V2	D5	8.2	8.04	8.36	5	15	75	1.0	0.63	5	3.2	6.2	5
BZX585B9V1	E5	9.1	8.92	9.28	5	15	94	1.0	0.45	6	3.8	7.0	5
BZX585B10	F5	10	9.80	10.20	5	20	141	1.0	0.18	7	4.5	8.0	5
BZX585B11	G5	11	10.78	11.22	5	20	141	1.0	0.09	8	5.4	9.0	5
BZX585B12	H5	12	11.60	12.24	5	25	141	1.0	0.09	8	6.0	10.0	5
BZX585B13	J5	13	12.74	13.26	5	30	160	1.0	0.09	8	7.0	11.0	5
BZX585B15	K5	15	14.70	15.30	5	30	188	1.0	0.045	10.5	9.2	13.0	5
BZX585B16	L5	16	15.68	16.32	5	40	188	1.0	0.045	11.2	10.4	14.0	5
BZX585B18	M5	18	17.64	18.36	5	45	212	1.0	0.045	12.6	12.4	16.0	5
BZX585B20	N5	20	19.60	20.40	5	55	212	1.0	0.045	14.0	14.4	18.0	5
BZX585B22	P5	22	21.56	22.44	5	55	235	1.0	0.045	15.4	16.4	20.0	5
BZX585B24	R5	24	23.52	24.48	5	70	235	1.0	0.045	16.8	18.4	22.0	5
BZX585B27	S5	27	26.46	27.54	2	80	282	0.5	0.045	18.9	21.4	25.3	2
BZX585B30	T5	30	29.40	30.60	2	80	282	0.5	0.045	21.0	24.4	29.4	2
BZX585B33	U5	33	32.34	33.66	2	80	306	0.5	0.045	23.0	27.4	33.4	2
BZX585B36	V5	36	35.28	36.72	2	90	329	0.5	0.045	25.2	30.4	37.4	2
BZX585B39	X5	39	38.22	39.78	2	130	329	0.5	0.045	27.3	33.4	41.2	2
BZX585B43	Y5	43	42.14	43.86	2	150	353	0.5	0.045	30.1	10.0	12.0	5
BZX585B47	Z5	47	46.06	47.94	2	170	353	0.5	0.045	33.0	10.0	12.0	5
BZX585B51	-5	51	49.98	52.02	2	180	376	0.5	0.045	35.7	10.0	12.0	5

Small Signal Product

RATINGS AND CHARACTERISTICS CURVES

($T_A=25^\circ\text{C}$ unless otherwise noted)

Fig.1 Typical forward characteristics

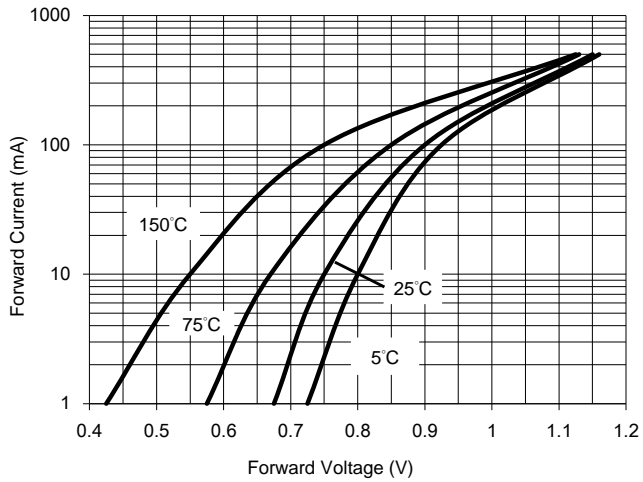


Fig. 2 Effect of Zener voltage on Zener impedance

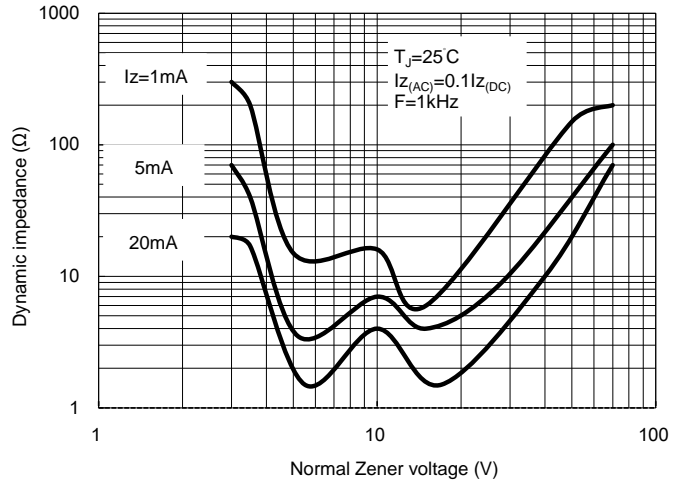


Fig.3 Power dissipation vs. ambient temp.

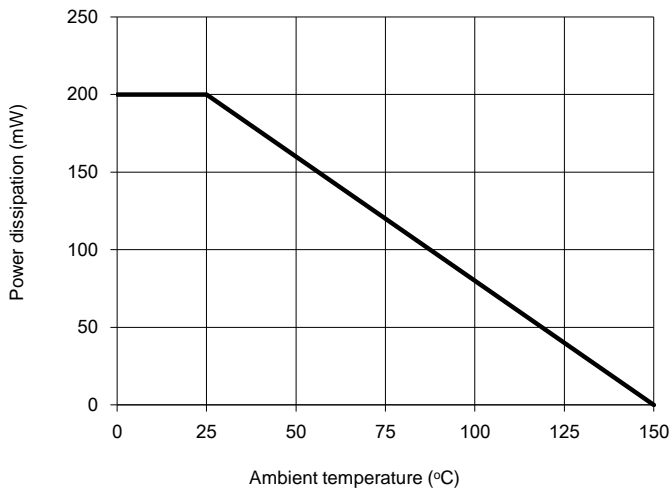


Fig. 4 Typical capacitance

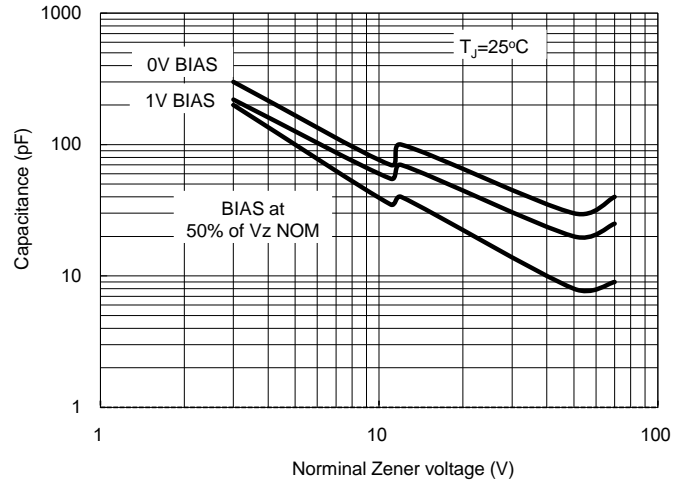


Fig.5 Zener breakdown characteristics

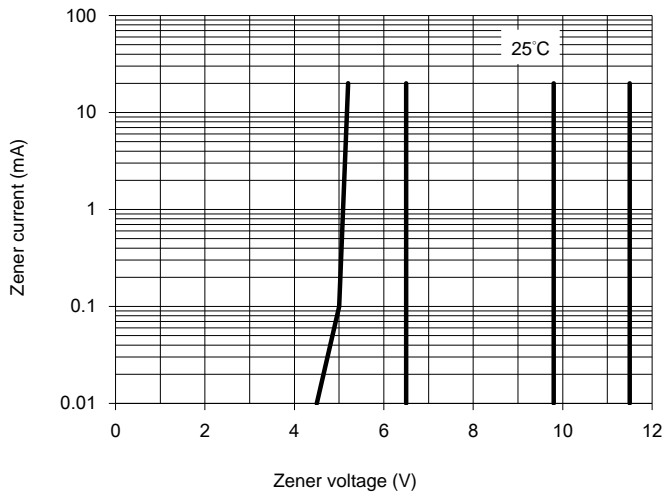
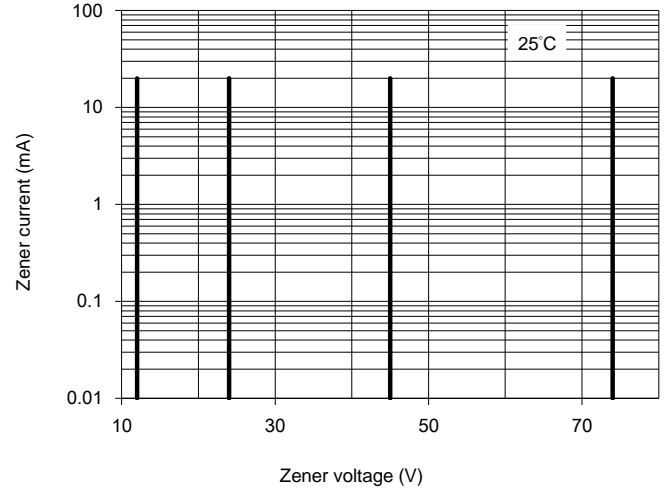


Fig.6 Zener breakdown characteristics



Small Signal Product

ORDERING INFORMATION				
PART NO.	PACKING CODE	PACKING CODE SUFFIX	PACKAGE	PACKING
BZX585Bxxx (Note1, 2)	RS	G	SOD-523F	8,000 / 7" Reel
	RU			3,000 / 7" Reel

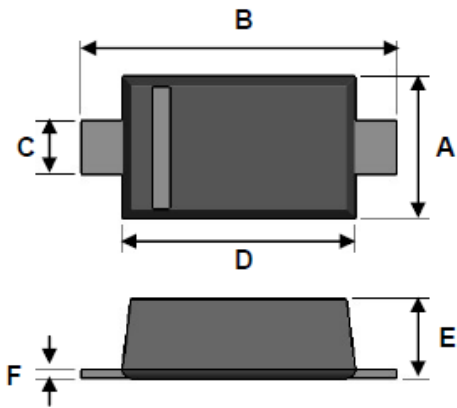
Note 1: "xxx" defines voltage from 2.4V (BZX585B2V4) to 51V (BZX585B51)

Note 2: Whole series with green compound

EXAMPLE				
EXAMPLE P/N	PART NO.	PACKING CODE	PACKING CODE SUFFIX	DESCRIPTION
BZX585B51 RSG	BZX585B51	RS	G	Green compound

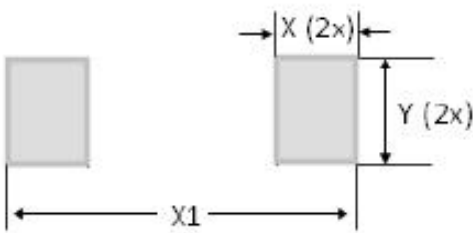
Small Signal Product

PACKAGE OUTLINE DIMENSIONS
SOD-523F



DIM.	Unit (mm)		Unit (inch)	
	Min	Max	Min	Max
A	0.70	0.90	0.028	0.035
B	1.50	1.70	0.059	0.067
C	0.25	0.40	0.010	0.016
D	1.10	1.30	0.043	0.051
E	0.50	0.77	0.020	0.030
F	0.07	0.20	0.003	0.008

SUGGESTED PAD LAYOUT



DIM.	Unit (mm)	Unit (inch)
X	0.6	0.024
X1	2.3	0.091
Y	0.8	0.031

Small Signal Product

Notice

Specifications of the products displayed herein are subject to change without notice. TSC or anyone on its behalf, assumes no responsibility or liability for any errors or inaccuracies.

Information contained herein is intended to provide a product description only. No license, express or implied, to any intellectual property rights is granted by this document. Except as provided in TSC's terms and conditions of sale for such products, TSC assumes no liability whatsoever, and disclaims any express or implied warranty, relating to sale and/or use of TSC products including liability or warranties relating to fitness for a particular purpose, merchantability, or infringement of any patent, copyright, or other intellectual property right.

The products shown herein are not designed for use in medical, life-saving, or life-sustaining applications. Customers using or selling these products for use in such applications do so at their own risk and agree to fully indemnify TSC for any damages resulting from such improper use or sale.