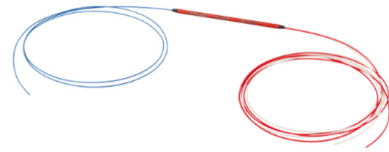


PFC980B




Description

Thorlabs' PFC980B Fused Fiber Polarization Combiner/Splitter is designed to either combine or split linearly-polarized light. When used as a combiner, the linearly polarized inputs are combined into a single output with two orthogonal linear polarizations. When used as a splitter, an input with two orthogonal linear polarizations is split into two outputs each with a single linear polarization.

These polarization beam combiners are frequently utilized to combine the light from two pump lasers into a single fiber to increase the power input to an erbium-doped fiber amplifier or Raman amplifier.

Specifications

PFC980B	
Center Wavelength	980 nm
Bandwidth	±15 nm
Extinction Ratio ^a	≥20.0 dB
Insertion Loss ^a	≤0.65 dB (Typ.)
Optical Return Loss (ORL) / Directivity ^a	≥60 dB
Max Power Level ^b	1 W (Bare Fiber) 5 W (Spliced)
Fiber Type	PANDA
Fiber ^{c,d}	Equivalent to PM 98-U25D
Port Configuration	1x2
Fiber Lead Length and Tolerance	0.8 m +0.075 m/-0.0 m
Connectors	No Connectors, Scissor Cut
Package Size	Ø0.12" x 2.95" (Ø3.2 mm x 75.0 mm)
Jacket	Ø900 µm Hytrel [®] Loose Tube
Pigtail Tensile Load	10 N
Operating Temperature Range	-40 to 85 °C
Storage Temperature Range	-40 to 85 °C

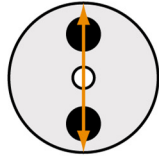


- Specified at room temperature and measured at the center wavelength with input through red or white port.
- Specifies the total maximum power allowed through the component. Device performance and reliability under high-power conditions must be determined within the user's setup. See Usage Tips for safety and handling information.
- Combiners/splitters with other fiber may be available upon request. Please contact techsupport@thorlabs.com with inquiries.
- This device can be used with Thorlabs' PM980-XP polarization-maintaining fiber.

Diagrams

Proper alignment for combining applications:

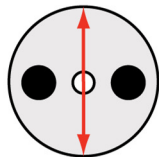
Fused Polarization Combiner



White Port
Input Couples into Slow Axis



Common Port (Blue)
Combines Polarizations From
Red and White Ports

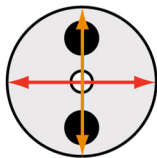
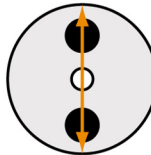


Red Port
Input Couples into Fast Axis

Proper alignment for splitting applications:

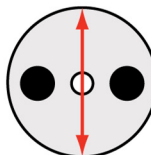
Fused Polarization Combiner

White Port
Output Aligned to Slow Axis

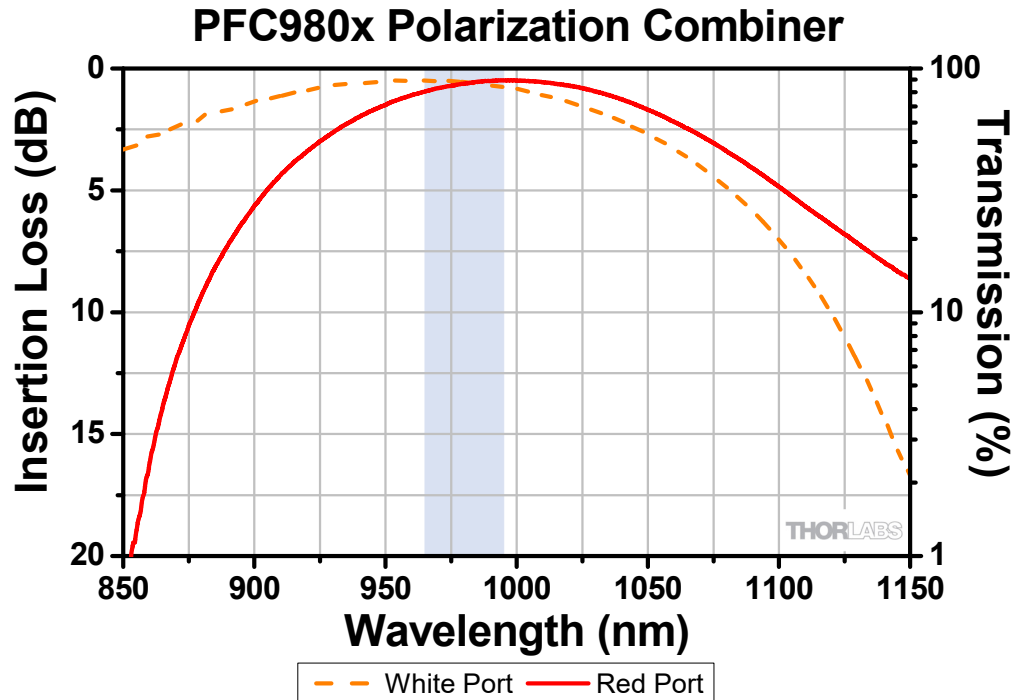


Common Port (Blue)
Input Polarizations Must be
Linear and Orthogonal

Red Port
Output Aligned to Fast Axis



Performance Data



This plot shows the spectral performance of a typical 980 nm fused fiber polarization combiner. The blue-shaded region denotes the full operating wavelength range. All data was measured without connectors.

Usage Tips

- 1) Before connecting a component to a system, make sure the light source is turned off. Inspect both the input and output fiber ends; debris or contamination on the end face can lead to fiber damage when operated at high powers.
- 2) After connecting the component, the system should be tested and aligned using a light source at low power. The system power can be ramped up slowly to the desired output power while periodically verifying all components are properly aligned and that coupling efficiency is not changing with respect to optical launch power.
- 3) The device can be spliced into a setup for operation at higher optical powers. Fiber ends should always be cleaned and cleaved prior to splicing.