ARIES® ELECTRONICS, INC.
P.O. Box 130
Frenchtown, NJ 08825
Phone 1-908-996-6841
FAX 1-908-996-3891

EJECT-A-DIP® Sockets (bifurcated contacts)
LO-PROfile® Sockets (bifurcated contacts)
INVERTER Sockets

Aries EJECT-A-DIP Socket positively locks in DIP Jumpers. The tapered entry socket allows the DIP jumper to be inserted easily . . . and then locked. Once locked, the DIP jumper cannot be vibrated loose or "walk out" of the socket. To remove, the latches are simply pushed outward and the cam action pushes the jumper free . . . thus eliminating any possible damage to the pins on removal.

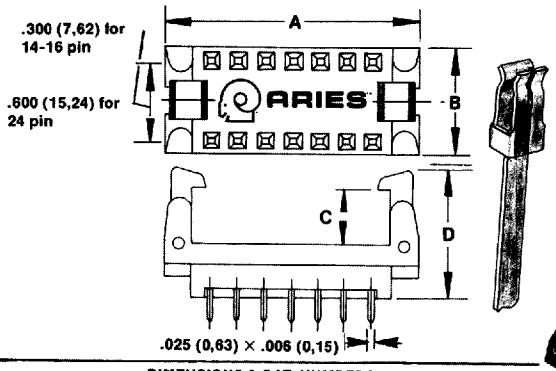



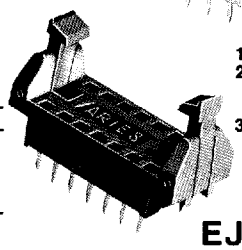

1. Functions as a socket
2. Locks devices preventing accidental removal.
3. Acts as an ejecting device to remove package without damaging leads

SPECIFICATIONS

Contacts: Grade A spring tempered phosphor bronze QQB-750.
Plating: 10μ" (0,25μm) gold per MIL-G-45204 or 100μ" (2,54μm) tin alloy per MIL-T-10727 over 50μ" (1,27μm) nickel per QQN-290.
Socket: Glass filled thermoplastic UL94VO.

No. of Contacts	Pins on Center	A	B	DIMENSIONS & CAT. NUMBERS C* .250 (6,35) D.550 (13,97) Tin 100μ (2,54μm)	Gold 10μ (0,25μm)	C* .200 (5,08) D.500 (12,70) Tin 100μ (2,54μm)	Gold 10μ (0,25μm)	C* .162 (4,22) D.456 (11,58) Tin 100μ (2,54μm)	Gold 10μ (0,25μm)
14	.300 (7,62)	.95 (24,13)	.40 (10,16)	14-531-10	14-531-11	14-532-10	14-532-11	14-533-10	14-533-11
16	.300 (7,62)	1.05 (26,67)	.40 (10,16)	16-531-10	16-531-11	16-532-10	16-532-11	16-533-10	16-533-11
24	.600 (15,24)	1.45 (36,83)	.70 (17,78)	24-531-10	24-531-11	24-532-10	24-532-11	24-533-10	24-533-11

* .250 (6,35) Locks DIP jumpers (or DIP devices) .250 (6,35) high such as: Standard size Ansley, Alpha and others.
.200 (5,08) Locks DIP jumpers (or DIP devices) .200 (5,08) high such as: 3M, Low-Profile Ansley, Aries 680 Programmable Header with cover and others.
.162 (4,22) Locks DIP devices (IC's, EPROM's and IC Packages approx. .160 (4,06) high.

EJECT-A-DIP®
Lock/eject sockets
Series 530
Bifurcated Contacts 14-16-24 Pins

No. of Pins	.300 (7,62) Centers Tin(100μ)	Gold(10μ)	Dim. A	Dim. B
14	14-512-10	14-512-11	.700 (17,78)	.400 (10,16)
16	16-512-10	16-512-11	.800 (20,32)	.400 (10,16)
	.600 (15,24) Center			
24	24-512-10	24-512-11	1.20 (30,48)	.700 (17,78)

SPECIFICATIONS

Contacts: Grade A spring tempered phosphor bronze QQB-750.
Plating: 10μ (0,25μm) gold per MIL-G-45204 over 50μ (1,27μm) nickel per QQN-290 50μ (1,27μm) tin alloy
Socket: Glass filled thermoplastic UL94VO.

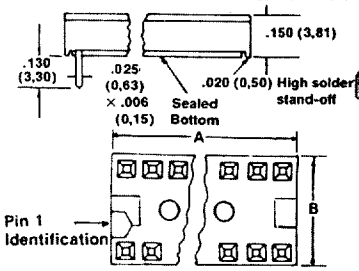

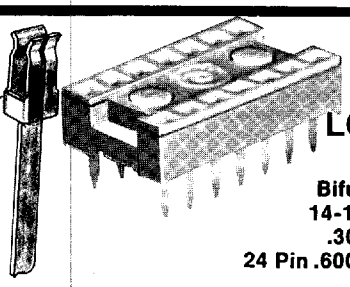

LO-PRO®file
SERIES 512
Bifurcated Contacts
14-16 Pin Solder Tail
.300 (7,62) Centers
24 Pin .600 (15,24) Centers

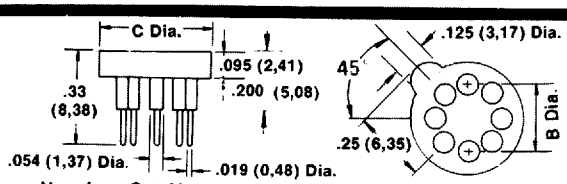

No. of Contacts	Cat. No.	Contact Dia. (B)	Outside Dia. (C)
3	3-514-10	.200 (5,08)	.400 (10,16)
4	4-514-10	.200 (5,08)	.400 (10,16)
8	8S-514-10	.200 (5,08)	.400 (10,16)
8	8L-514-10	.230 (5,84)	.400 (10,16)
10	10-514-10	.230 (5,84)	.400 (10,16)
12	12-514-10	.300 (7,62)	.405 (10,28)

SPECIFICATIONS

Base—Glass filled thermoplastic
Contact—Body: Tin Plated
Contact: Beryllium copper. 30μ (0,76μm) gold over nickel.

Features
- Molded-in lead for easy insertion.
- Contact body eliminates solder wicking or contaminate entrapment.
- External polarization for positive location.
- High stand-off design for easy cleaning and good cooling.

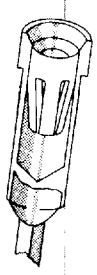



T O Sockets SERIES 514
Collet Contacts

- A real space saver for p.c. boards. One application required a discreet device to be socketed on .600 (15,24) centers, then the inverter socket to be mounted to the board on .900 (22,86) centers.
- Available with .600 (15,24) centers only.
- For other sizes consult factory.

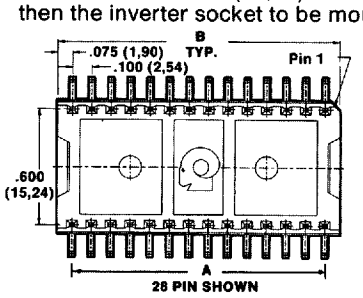

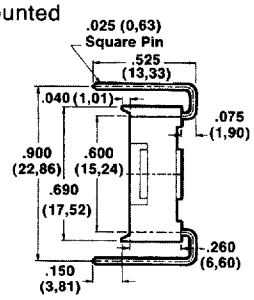

No. PINS	A DIM.	B DIM.
8	.300(7.62)	.450(11.43)
10	.400(10.16)	.550(13.97)
12	.500(12.70)	.650(16.51)
14	.600(15.24)	.750(19.05)
16	.700(17.78)	.850(21.59)
18	.800(20.32)	.950(24.13)
20	.900(22.86)	1.050(26.67)
22	1.000(25.40)	1.150(29.21)
24	1.100(27.94)	1.250(31.75)
26	1.200(30.48)	1.350(34.29)
28	1.300(33.02)	1.450(36.83)
30	1.400(35.56)	1.550(39.37)
32	1.500(38.10)	1.650(41.91)
34	1.600(40.64)	1.750(44.45)
36	1.700(43.18)	1.850(46.99)
38	1.800(45.72)	1.950(49.53)
40	1.900(48.26	2.050(52.07)
48	2.300(58.42)	2.450(62.23)



SPECIFICATIONS

Contacts: Bifurcated contacts — grade A spring tempered phosphor bronze QQB-750.
Plating: 100 (2,54)μ tin per MIL-T-10727 over 50 (1,27)μ nickel per QQN-290 on wire wrap pins.
Body: Glass filled thermoplastic.

HOW TO ORDER

XX - 6621 - 30
Number of Pins — Series — Tin plated only.

Inverter Sockets
8, 10, 12, 14, 16, 18, 20, 22, 24, 26, 28, 30, 32, 34, 36, 38, 40 and 48 pins on .600 (15,24) centers.