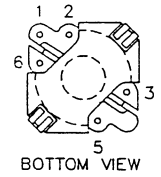
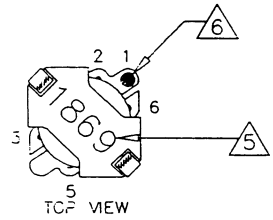
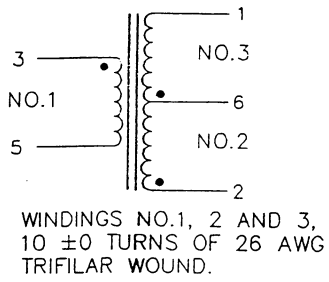


APPLICATION	REVISIONS			
	LTR	DESCRIPTION	DATE	APPROVED



8 THE CORE MUST BE SOLID, NO CENTER HOLE.

- △7 LEAKAGE INDUCTANCE L SHALL NOT EXCEED .5uH @ 10KHz
PRODUCT SHALL BE 100% TESTED FOR LEAKAGE INDUCTANCE.
- △6 MARK PIN NO. 1 WITH WHITE EPOXY INK IN AREA SHOWN.
- △5 MARK PART NO. 1869 ON TOP SURFACE OF CORE WITH
WHITE EPOXY INK.
- 4 NO GLUE INSIDE SEAM
- 3 HIPOT ALL WINDINGS TO 50VDC
- 2 EACH WINDING INDUCTANCE 16uH ±15% @10KHz
- 1 WINDINGS NO. 1, 2 AND 3 MUST BE PAIRED BY COLOR.

UNLESS OTHERWISE SPECIFIED
DIMENSIONS ARE IN INCHES
TOLERANCES ON
.XX DEC. .XXX DEC. ANGLES
± ± ±

FINISH

RELEASED

DRAWN *AC* 4/8/97

CHECK

B BELL INDUSTRIES 306 E. Alondra Blvd. P.O. Box 2859
J. W. Miller Division Gardena, California 90247-1059

TRANSFORMER , PWR SUPPLY

SIZE A	CODE IDENT NO. 76493	07102	REV.
------------------	--------------------------------	-------	------

SCALE	WEIGHT	SHEET
-------	--------	-------