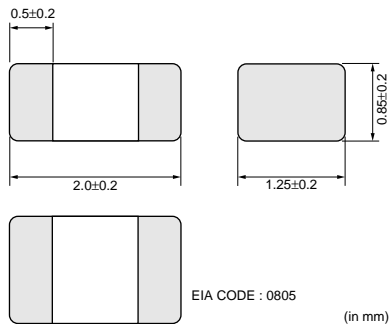


Chip EMIFIL[®] Inductor Type Chip Ferrite Beads

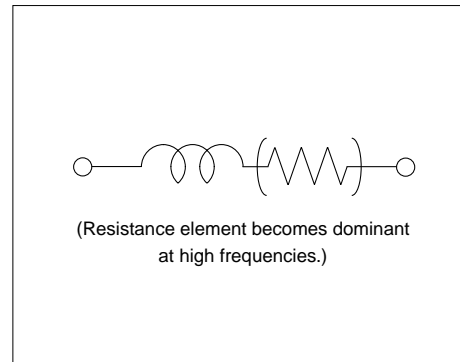
BLM21A Series (0805 Size)

● For your new designs, alternative parts should be used. These parts should be used only for existing design. Please consult with us for details.

■ Dimension



■ Equivalent Circuit



■ Packaging

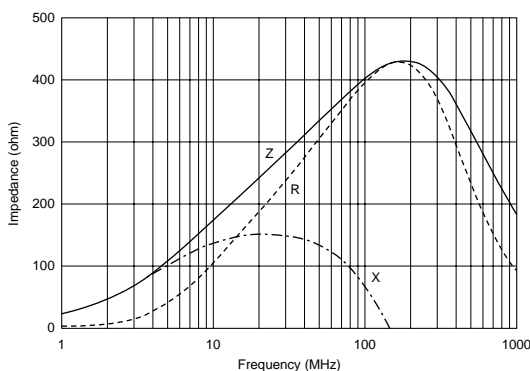
Code	Packaging	Minimum Quantity
D	180mm Paper Tape	4000
J	330mm Paper Tape	10000
B	Bulk(Bag)	1000

■ Rated Value (□: packaging code)

Part Number	Impedance (at 100MHz/20°C)	Impedance (at 1GHz/20°C)	Rated Current	DC Resistance(max.)	Operating Temperature Range	Number of Circuits
BLM21AJ401SN1□	400ohm±25%	-	200mA	0.85ohm	-55°C to +125°C	1
BLM21AJ601SN1□	600ohm±25%	-	200mA	1.10ohm	-55°C to +125°C	1
BLM21AH102SN1□	1000ohm±25%	-	200mA	0.45ohm	-55°C to +85°C	1

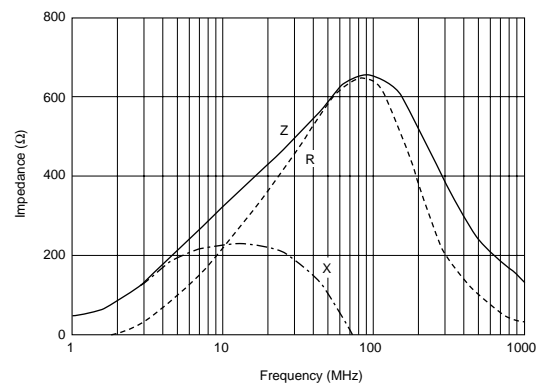
■ Impedance-Frequency Characteristics

BLM21AJ401SN1



■ Impedance-Frequency Characteristics

BLM21AJ601SN1



Continued on the following page.

● This data sheet is applied for CHIP FERRITE BEAD used for General Electronics equipment for your design.

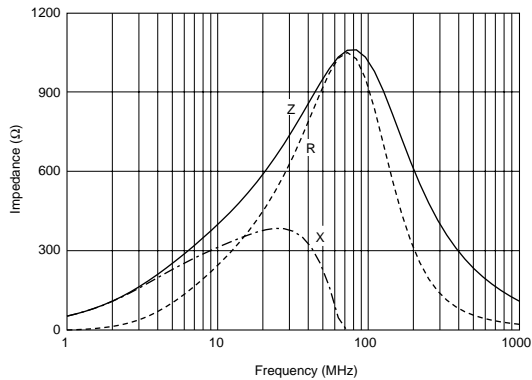
⚠ Note:

1. This datasheet is downloaded from the website of Murata Manufacturing co., Ltd. Therefore, it's specifications are subject to change or our products in it may be discontinued without advance notice. Please check with our sales representatives or product engineers before ordering.
2. This datasheet has only typical specifications because there is no space for detailed specifications. Therefore, please approve our product specifications or transact the approval sheet for product specifications before ordering.

Continued from the preceding page.

Impedance-Frequency Characteristics

BLM21AH102SN1



Caution/Notice

Caution (Rating)

Do not use products beyond the rated current and rated voltage as this may create excessive heat and deteriorate the insulation resistance.

Notice

Solderability of Tin plating termination chip might be deteriorated when low temperature soldering profile where peak solder temperature is below the Tin melting point is used. Please confirm the solderability of Tin plating termination chip before use.

● This data sheet is applied for CHIP FERRITE BEAD used for General Electronics equipment for your design.

Note:

1. This datasheet is downloaded from the website of Murata Manufacturing co., Ltd. Therefore, it's specifications are subject to change or our products in it may be discontinued without advance notice. Please check with our sales representatives or product engineers before ordering.
2. This datasheet has only typical specifications because there is no space for detailed specifications. Therefore, please approve our product specifications or transact the approval sheet for product specifications before ordering.