



SC Attenuators


SC Attenuator (Maximum Input Power 10mW)



Product Number	Attenuation ($\approx 1.31\mu\text{m}$)	Sleeve Type	Return Loss	Applicable Fiber
HSC-AT5S-B05A	5dB	Phosphor Bronze		GI-50/125
HSC-AT5S-B10A	10dB			
HSC-AT5S-B15A	15dB			
HSC-AT5S-B20A	20dB			
HSC-AT5K-A03S	3dB	Zirconia		SM
HSC-AT5K-A05A	5dB			
HSC-AT5K-A10A	10dB			
HSC-AT5K-A15A	15dB			
HSC-AT5K-A20A	20dB			
HSC-AT8K-A05A	5dB			
HSC-AT8K-A10A	10dB			
HSC-AT8K-A15A	15dB			
HSC-AT8K-A20A	20dB			

Note: Other attenuations, tolerances are also available.

High Power Type SC Attenuator (Maximum Input Power : 100mW)



Product Number	Attenuation (≈ 1.31 and $\approx 1.55\mu\text{m}$)	Sleeve Type	Return Loss	Applicable Fiber
HSC-AT4K-DF03S	3dB	Zirconia		SM
HSC-AT4K-DF05A	5dB			
HSC-AT4K-DF10A	10dB			
HSC-AT4K-DF15A	15dB			
HSC-AT4K-DF20A	20dB			
HSC-AT4K-DF25A	≈ 25 dB			DSF
HSC-AT4K-DF30B	≈ 30 dB			

Note: \approx Attenuation at $\approx 1.55\mu\text{m}$