


T59 Series

Sub-Subminiature Pushwheel Switches

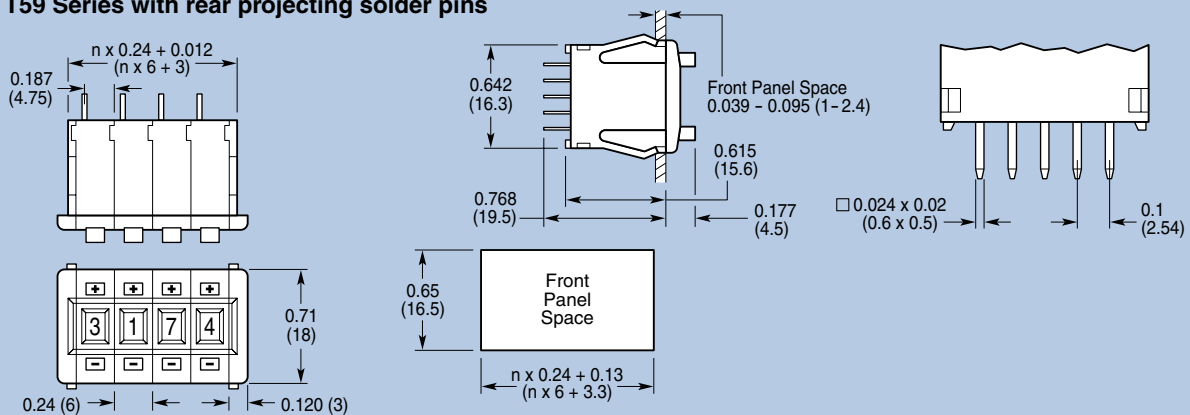
Features

- Printed circuit board mountable
- Dustproof design
- Snap-in front mounting
- Unique small size and shallow mounting depth

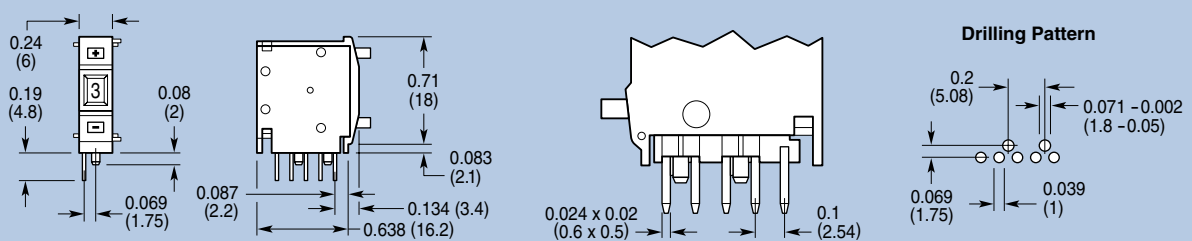


Dimensions: Inches (mm)

T59 Series with rear projecting solder pins



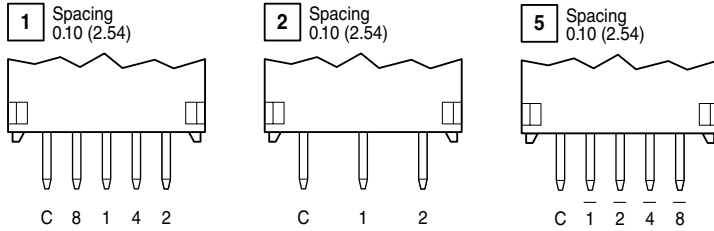
T59 Series with solder pins out bottom of switch



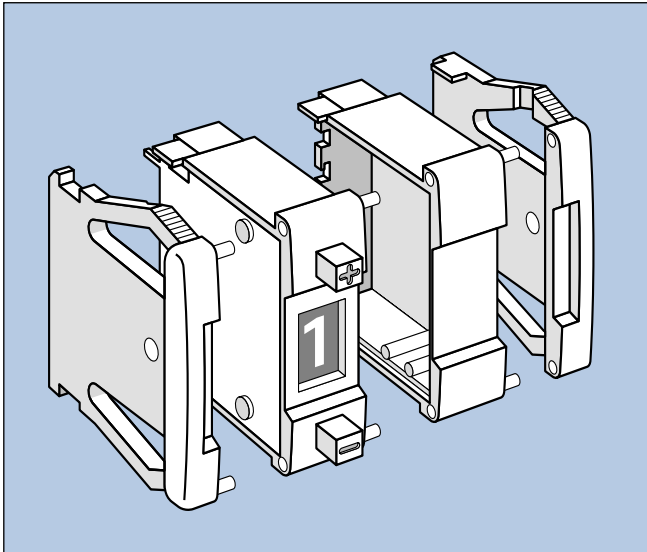
T59 Series

Sub-Subminiature Pushwheel Switches

PCB Terminals



Accessories

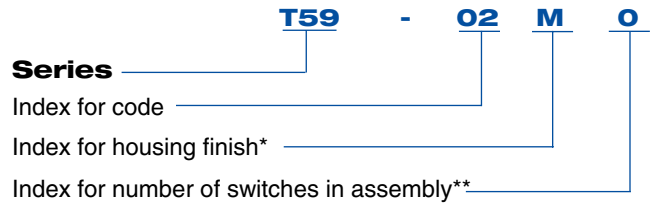


	①	②	③
Color (Matte)	Endcap Left	Endcap Right	Spacer 0.236"
Black	609-1346	609-1347	609-1348

How to Order

Example: T59-02M0, Code BCD (02), output 0-9, matte finish only (M), one switch, no endcaps (0).

Index System



* Available in matte finish only.

** If 0, then 1 switch with no endcaps. If 1, then 1 switch with endcaps. If 2, then 2 switches with endcaps.

Codes

Switching Position	Code	Readout	PCB Terminals Number	Index Code
8	BCO	0-7	1***	07
10	BCD	0-9	1	02
10	Single Pole Repeating	±	2	80
10	BCD Complement	0-9	5	12

*** With factory installed stops.