

DIAMOND


Fiber Optic Components

FSMA Ø 2.5
CONNECTOR
HMS-10/AG SM
HFS-10/AG MM

Specifications:

	Single mode		Multimode		Units	Test conditions
Insertion loss (IL)	typ 0.2	max 0.5	typ 0.2	max 0.5	dB	IEC 1300-3-4; $\lambda = 1300/1550$ nm
Return loss (RL)*	45		40		dB	IEC 1300-3-6; $\lambda = 1300/1550$ nm
Repeatability	IL: max ± 0.1				dB	
Service life	min 1000 matings					
Operating temperature	-40	+85	-40	+85	°C	
Storage temperature	-40	+90	-40	+90	°C	
Strain relief (cable)	100 (signal interruption at 10)				N	

* Measured with high resolution reflectometer HP 8504A



APPLICATIONS: Telecommunications, CATV, LAN, MAN, WAN, Test & Measurement, Industry, Medical, Sensors

COMPATIBILITY: With SMA connectors with Ø 2.5 mm ferrules

DESIGN/MATERIALS: Fiber alignment: SM: Active Core Alignment via patented two-step crimping process
 MM: Via patented crimping process

Polish: Convex (PC)
 Ferrule: Ø 2.5 mm tungsten carbide with copper-nickel alloy insert, spring loaded (10 N), anti-rotation keyed, with air pressure relief guides

Mating adapter: Tungsten carbide in Inox housing

External parts: Inox, 1/4"-36 UNS SMA threading

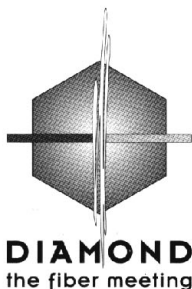
Cable retention: Coupled to ferrule on cable ODs ≤ 3.5 mm, signal interruption at 10 N

AVAILABLE AS:

- Unterminated connector
- Terminated patch cable, patchcord or pigtail

See ordering information on reverse

TERMINATION TOOLS AND EQUIPMENT: See section on Tools and Equipment



DIAMOND SA
 Via dei Patrizi 5
 CH-6616 LOSONE
 Tel. ++41-91/785 45 45
 Fax ++41-91/785 45 00
 e-mail: info@diamond-fo.com

Specifications subject to change without notice

002-037-205P002028

CONNECTOR

SINGLE MODE

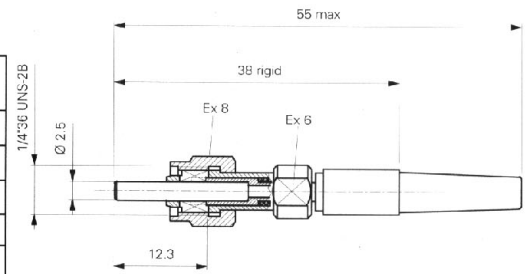
Type designation: **HMS-10/AG**
 Ferrule materials: Tungsten carbide/copper-nickel alloy insert
 External parts: Inox
 Polish geometry: Convex (PC)

Dimensions Fiber/Cable	Order Number	
	Unterminated connector	Terminated assembly
9/125/900	2 4 2 - 0 0 0 - 0 0 1 L 0 0 0	2 4 2 - x x x - 0 0 1 L x x x
9/125/900/2100	2 4 2 - 0 0 0 - 0 0 2 L 0 0 0	2 4 2 - x x x - 0 0 2 L x x x
9/125/900/2500	2 4 2 - 0 0 0 - 0 0 3 L 0 0 0	2 4 2 - x x x - 0 0 3 L x x x
9/125/900/3000	2 4 2 - 0 0 0 - 0 0 4 L 0 0 0	2 4 2 - x x x - 0 0 4 L x x x
9/125/900/3500	2 4 2 - 0 0 0 - 0 0 5 L 0 0 0	2 4 2 - x x x - 0 0 5 L x x x

Connectors for other fiber and cable dimensions available upon request

1 2 3 4

FSMA



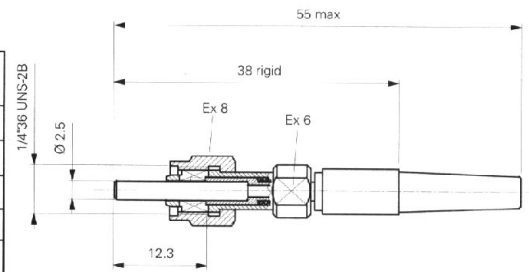
MULTIMODE

Type designation: **HFS-10/AG**
 Ferrule materials: Tungsten carbide/copper-nickel alloy insert
 External parts: Inox
 Polish geometry: Convex (PC)

Dimensions Fiber/Cable	Order Number	
	Unterminated connector	Terminated assembly
50/125/900	2 4 1 - 0 0 0 - 0 0 1 L 0 0 0	2 4 1 - x x x - 0 0 1 L x x x
50/125/900/2100	2 4 1 - 0 0 0 - 0 0 2 L 0 0 0	2 4 1 - x x x - 0 0 2 L x x x
50/125/900/2500	2 4 1 - 0 0 0 - 0 0 3 L 0 0 0	2 4 1 - x x x - 0 0 3 L x x x
50/125/900/3000	2 4 1 - 0 0 0 - 0 0 4 L 0 0 0	2 4 1 - x x x - 0 0 4 L x x x
50/125/900/3500	2 4 1 - 0 0 0 - 0 0 5 L 0 0 0	2 4 1 - x x x - 0 0 5 L x x x

Connectors for other fiber and cable dimensions available upon request

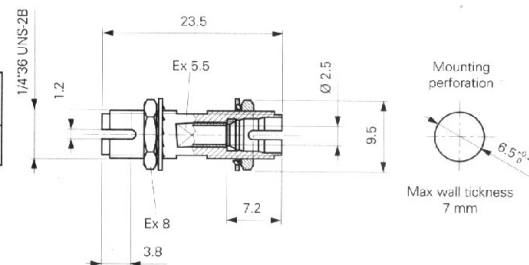
1 2 3 4



MATING ADAPTER

Type designation: **MMT-10.2/A**

Material		Order Number
Mating sleeve	External parts	
Zirconia	Inox	1 4 7 - 3 0 1 - 9 0 1 V 0 0 1



Order Number Codes

- ¹ Connector code
 - ² Connector code for termination on other end of assembly
 - For pigtails: insert 000
 - For patch assemblies: insert connector code for other connector
 - ³ Code for fiber or cable
 - ⁴ Length in meters
- See ordering information for additional details