

N SERIES 11

CABLE JACK

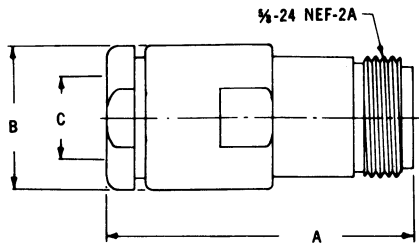


Fig. 1

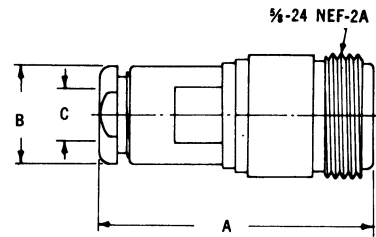


Fig. 2

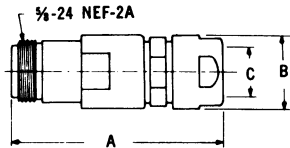


Fig. 3

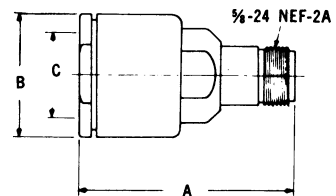
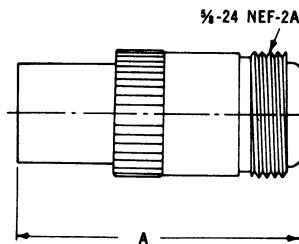


Fig. 4

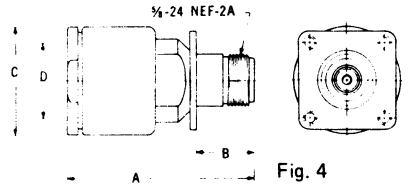
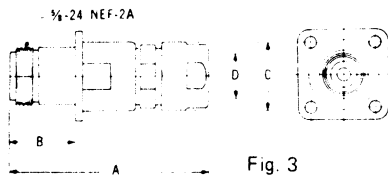
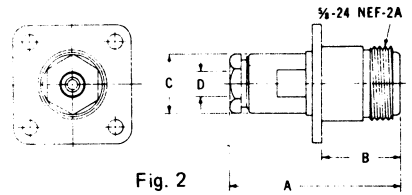
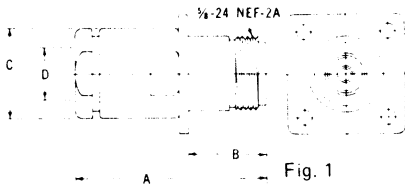
DELTA PART NO.	FIG.	DIELECTRIC	USED WITH CABLE RG-/U	DIMENSIONS			REMARKS
				A	B	C	
UG-20E/U	1	Teflon	5B, 21A, 143A, 212, 222	1-9/16	3/4	.345	
UG-23F/U	1	Teflon	8A, 9B, 87A, 213, 214, 225	1-9/16	3/4	.442	
UG-602A/U	2	Teflon	59B, 62A, 71B, 140, 210	1-13/32	1/2	.258	
UG-940C/U	3	Teflon	10A, 12A, 215, 227	2-1/4	3/4	.516	
UG-1186A/U	1	Teflon	8A, 9B, 87A, 213, 214, 225	1-9/16	3/4	.442	Captive Contact
1108-014-A004	1	Rexolite	55B, 58C, 141A, 142B	1-13/16	11/16	.212	
1108-009-A000	4	Teflon	17A, 218	2-9/32	1-5/16	.915	
1108-015-A000	2	Teflon	55B, 58C, 141A, 142B, 223	1-13/32	1/2	.224	
1108-031-A003	2	Teflon	.141 DIA., Semi-Rigid	1-13/32	1/2	.144	Solder Assembly
1108-015-A001	2	Teflon	55B, 58C, 141A, 142B, 223	1-1/2	1/2	.224	Captive Contact
1108-007-A000	1	Teflon	14A, 217	1-25/64	7/8	.562	
1108-011-A000	4	Teflon	34B	2-5/16	1-5/16	.656	
1108-027-A001	1	Teflon	115A	1-19/32	3/4	.442	Captive Contact
1108-049-A000	1	Teflon	225	1-9/16	3/4	.453	
1108-032-A001	2	Teflon	141A	1-1/2	1/2	.198	Captive Contact
1108-032-A000	2	Teflon	141A	1-1/2	1/2	.198	
1108-018-A001	2	Teflon	58C, 142B	1-1/2	1/2	.209	Captive Contact



DELTA PART NO.	FIG.	DIELECTRIC	USED WITH CABLE RG-/U	DIMENSIONS		REMARKS
				A		
1110-002-A000		Teflon	8A, 213	1-15/32		Short Crimp
1110-005-A000		Teflon	9B, 214	1-15/32		Short Crimp
1110-027-A000		Teflon	115A	1-15/32		Short Crimp

N SERIES 11

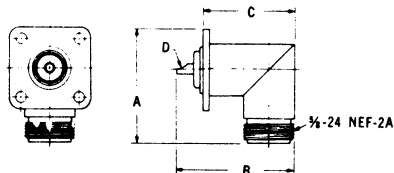
PANEL JACKS



DELTA PART NO.	FIG.	DIELECTRIC	USED WITH CABLE RG-/U	DIMENSIONS				MTG. FIG.	REMARKS
				A	B	C	D		
UG-19E/U	1	Teflon	5B, 21A, 143A, 212, 222	1-9/16	21/32	3/4	.345	33	
UG-22F/U	1	Teflon	8A, 9B, 87A, 213, 214, 225	1-9/16	21/32	3/4	.442	33	
UG-593A/U	2	Teflon	59B, 62A, 71B, 140, 210	1-13/32	21/32	1/2	.258	33	
UG-935C/U	3	Teflon	10A, 12A, 215, 227	2-1/4	21/32	3/4	.516	33	
UG-1052/U	1	Teflon	55B, 58C, 141A, 142B	1-7/8	21/32	11/16	.212	33	
UG-1095B/U	2	Teflon	55B, 58C, 141A, 142B, 223	1-13/32	21/32	1/2	.224	33	
UG-1187A/U	2	Teflon	8A, 9B, 87A, 213, 214, 225	1-9/16	21/32	3/4	.442	33	Captive Contact
1111-036-A330	2	Teflon	174, 188A	1-13/32	21/32	1/2	.120	33	
1111-031-A333	2	Teflon	141 DIA., Semi-Rigid	1-13/32	21/32	1/2	.144	33	Solder Assembly
1111-009-A360	4	Teflon	17A, 218	2-9/32	21/32	1-5/16	.915	36	
1111-015-A270	2	Teflon	55B, 58C, 141A, 142B, 223	1-13/32	21/32	1/2	.224	27	
1111-011-A360	4	Teflon	34B	2-9/32	21/32	1-5/16	.656	36	
1111-015-A331	2	Teflon	55B, 58C, 141A, 142B, 223	1-1/2	45/64	1/2	.224	33	Captive Contact
1111-027-A331	1	Teflon	115A	1-9/16	21/32	3/4	.442	33	Captive Contact
1111-049-A331	1	Teflon	275	1-9/16	21/32	3/4	.453	33	Captive Contact

SEE LAST PAGE FOR MOUNTING DIMENSIONS.

RIGHT ANGLE PANEL RECEPTACLES



DELTA PART NO.	DIELECTRIC	DIMENSIONS				MTG. FIG.
		A	B	C	D	
UG-997/U	Rexolite	1-13/32	1-15/32	1-5/32	.093	33
UG-997A/U	Teflon	1-13/32	1-15/32	1-5/32	.100	33
1115-000-A270	Teflon	1-13/32	1-15/32	1-5/32	.100	27

SEE LAST PAGE FOR MOUNTING DIMENSIONS.

N SERIES 11

BULKHEAD JACKS

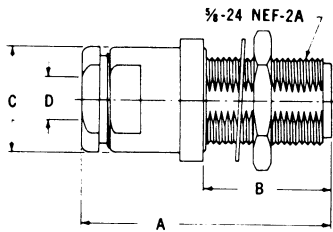


Fig. 1

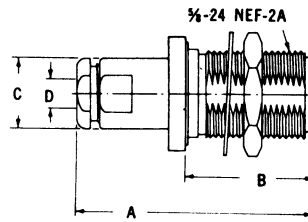


Fig. 2

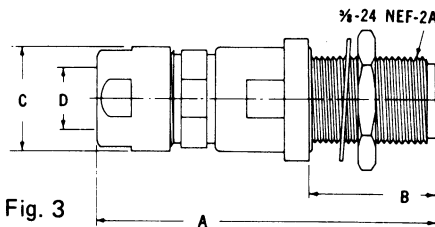
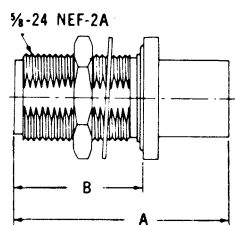


Fig. 3

DELTA PART NO.	FIG.	DIELECTRIC	MAX. PANEL	USED WITH CABLE RG-/U	DIMENSIONS				MTG. FIG.	REMARKS
					A	B	C	D		
UG-159C/U	1	Teflon	1/4	5B, 21A, 143A, 212, 222	1-3/4	59/64	3/4	.345	72	
UG-160D/U	1	Teflon	1/4	8A, 9B, 87A, 213, 214, 225	1-3/4	59/64	3/4	.442	72	
UG-556B/U	2	Teflon	1/4	55B, 58C, 141A, 142B, 223	1-11/16	59/64	1/2	.224	72	
UG-936C/U	3	Teflon	1/4	10A, 12A, 215, 227	2-7/16	59/64	3/4	.516	72	
1116-015-A728	2	Teflon	1/4	55B, 58C, 141A, 142B, 223	2-1/32	31/32	1/2	.224	72	Hermetically Sealed
1116-004-A728	1	Teflon	1/4	8A, 9B, 87A, 213, 214, 225	2-11/64	31/32	3/4	.442	72	Hermetically Sealed
1116-015-A721	2	Teflon	1/4	55B, 58C, 141A, 142B, 223	1-15/32	59/64	1/2	.224	72	Captive Contact
1116-043-A721	2	Teflon	1/4	180B, 195A	1-15/32	59/64	1/2	.160	72	Captive Contact
1116-021-A720	2	Teflon	1/4	59B, 62A, 71B, 140, 210	1-15/32	59/64	1/2	.258	72	
1116-021-A721	2	Teflon	1/4	59B, 62A, 71B, 140, 210	1-15/32	59/64	1/2	.258	72	Captive Contact
1116-027-A728	1	Teflon	1/4	115A	2-13/64	31/32	3/4	.442	72	Hermetically Sealed
1116-049-A720	1	Teflon	1/4	225	1-3/4	59/64	3/4	.453	72	
1116-049-A721	1	Teflon	1/4	225	1-3/4	59/64	3/4	.453	72	Captive Contact
1116-036-A721	2	Teflon	1/4	174, 188A	1-15/32	59/64	1/2	.120	72	Captive Contact
1116-038-A721	2	Teflon	1/4	178B, 196A	1-15/32	59/64	1/2	.084	72	Captive Contact
1116-031-A723	2	Teflon	1/4	.141 DIA., Semi-Rigid	1-11/16	59/64	1/2	.144	72	Solder Assembly
1116-001-A728	1	Teflon	1/4	5B, 21A, 143A, 212, 222	2-11/64	31/32	3/4	.345	72	Hermetically Sealed
1116-032-A720	2	Teflon	1/4	141A	1-11/16	59/64	1/2	.198	72	
1116-018-A721	2	Teflon	1/4	58C, 142B	1-11/16	59/64	1/2	.209	72	Captive Contact

SEE LAST PAGE FOR MOUNTING DIMENSIONS.



DELTA PART NO.	DIELECTRIC	MAX. PANEL	USED WITH CABLE RG-/U	DIMENSIONS		MTG. FIG.	REMARKS
				A	B		
1119-005-A720	Teflon	1/4	9B, 214	1-19/32	59/64	72	Short Crimp
1119-002-A720	Teflon	1/4	8A, 213	1-19/32	59/64	72	Short Crimp