


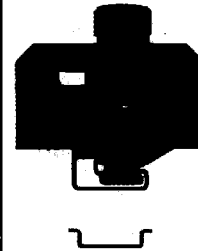

**Screw Clamp 32/35 mm DIN-Rail Terminals  
Circuit Protection  
Single Level Fuse**

**SAKS 4**

**SAKS 4**

**SAKS 5  
SAKS 5/35**

**SAKS 2**



**Dimensions**

Width/Length/Height mm (in.)	With TS 35 x 7.5	24 / 75 / 66 (.94"/2.95"/2.6)	24 / 75 / 66 (.94"/2.95"/2.6)	28 / 80 / 66 (1.1"/3.15"/2.6)	28 / 80 / 75 (1.1"/3.15"/2.95)
	With TS 32	24 / 75 / 73 (.94"/2.95"/2.87)	24 / 75 / 73 (.94"/2.95"/2.87)	28 / 80 / 80.5 (1.1"/3.15"/3.17)	28 / 80 / 81.5 (1.1"/3.15"/3.21)
Insulation stripping length	mm (in.)	14 (.55")	14 (.55")	13 (.51")	12 (.47")

**Technical data**

Rated voltage/rated current/wire size	UL	600V / 30A / #20...8 AWG	-	-	-
	CSA	600V / 30A / #22...8 AWG	600V / 30A / #22...8 AWG	600V / 63A / #14...6 AWG	600V / 25A / #22...8 AWG
	VDE	380V / 30A / 10mm <sup>2</sup>	380V** / 16A / 10mm <sup>2</sup>	380V / 63A** / 16mm <sup>2</sup>	500V/10 (25)A***/10mm <sup>2</sup>

Torque	Nm (lb. in.)	1.2 (10.5)	1.2 (10.5)	1.2 (10.5)	1.2 (10.5)
Clamping screw	M	4	4	4	4

**Ordering data**

<b>Version</b>					
KrG	<b>16222</b>	<b>17822</b>			
KrG			<b>32132</b>	<b>50182</b>	<b>35942</b> <b>50212</b> <b>20682</b> <b>136872</b>
Beige Wemid			<b>50180</b>	<b>50210</b>	<b>136870</b>

**Partition**

	(thickness mm)	<b>Type</b>	<b>Cat. No.</b>	<b>Type</b>	<b>Cat. No.</b>	<b>Type</b>	<b>Cat. No.</b>	<b>Type</b>	<b>Cat. No.</b>
		TW HP (2.0)	<b>60700*</b>	TW HP (2.0)	<b>60700*</b>	TW HP (2.0)	<b>60700*</b>	TW HP (2.0)	<b>60700*</b>

**Jumpers**

	Final number indicates the number of poles. See Accessories Section (5) for additional pole numbers and information.	<b>Type</b>	<b>Cat. No.</b>	<b>Type</b>	<b>Cat. No.</b>	<b>Type</b>	<b>Cat. No.</b>	<b>Type</b>	<b>Cat. No.</b>
		QL 2	<b>32800</b>	QL 2	<b>32800</b>	QL 2	<b>20780</b>	QL 2	<b>20780</b>
		QL 3	<b>32810</b>	QL 3	<b>32810</b>	QL 3	<b>20790</b>	QL 3	<b>20790</b>
		QL 4	<b>32820</b>	QL 4	<b>32820</b>	QL 4	<b>20800</b>	QL 4	<b>20800</b>
		QL 10	<b>33900</b>	QL 10	<b>33900</b>	QL 10	<b>33890</b>	QL 10	<b>33880</b>

<b>Gauge rings</b>	<b>Amp.</b>	<b>Color</b>	<b>Screw</b>	<b>Lock Washer</b>	<b>Color</b>	<b>Screw</b>	<b>Lock Washer</b>	<b>Color</b>	<b>Screw</b>	<b>Lock Washer</b>	<b>Color</b>	
	2	Pink	BS M 4x9	SS M 4	P 14/2	BS M 4x9	SS M 4	P 14/2	BS M 4x9	SS M 4	P 14/2	
	4	Brown			P 14/4			P 14/4			P 14/4	
	6	Green			P 14/6			P 14/6			P 14/6	
	10	Red			P 14/10			P 14/10			P 14/10	
	20	Blue						P 18/20	<b>36180</b>			
	25	Yellow						P 18/25	<b>36190</b>			
	35	Black						P 18/35	<b>36200</b>			
	50	White						P 18/50	<b>36210</b>			
	10	Red									P 16/10	<b>20890</b>
	16	Grey									P 16/16	<b>20900</b>
	20	Blue									P 16/20	<b>20910</b>

**D fuse cartridges**

		<b>Rated voltage 380VAC</b>	<b>Rated voltage 380VAC</b>	<b>Rated voltage 500VAC</b>			
		E 14/2	<b>13740</b>	E 18/20	<b>36130</b>	E 10 A	<b>20850</b>
		E 14/4	<b>13750</b>	E 18/25	<b>36140</b>	E 16 A	<b>20860</b>
		E 14/6	<b>32830</b>	E 18/35	<b>36150</b>	E 20 A	<b>20870</b>
		E 14/10	<b>32840</b>	E 18/50	<b>36160</b>	E 25 A	<b>20880</b>
		E 14/16	<b>32850</b>	E 18/63	<b>36170</b>		

**Screw cap (spare)**

	<b>SK</b>	<b>34923</b>	<b>SK</b>	<b>33941</b>	<b>SK</b>	<b>35931</b>	<b>SK</b>	<b>28411</b>
		<b>SK (w/ spring)</b>		<b>16173</b>				

**Marking tags**

	<b>Print</b>	<b>Consecutive horizontal</b>	<b>Print</b>	<b>Consecutive horizontal</b>	<b>Print</b>	<b>Consecutive horizontal</b>	<b>Print</b>	<b>Consecutive horizontal</b>		
		FW 5	<b>473480001</b>	FW 5	<b>473480001</b>	FW 5	<b>473480001</b>	FW 5	<b>473480001</b>	
		Vertically printed	FS 5	<b>473560001</b>	Vertically printed	FS 5	<b>473560001</b>	Vertically printed	FS 5	<b>473560001</b>

See Section 5 for mounting rails, end brackets, additional marking material and accessories

\*For TS 32 only

\*\* Also for 440VAC with Neozed marine fuse.

\*\*\* Current for overload up to 10A, for short-circuit up to 25A.