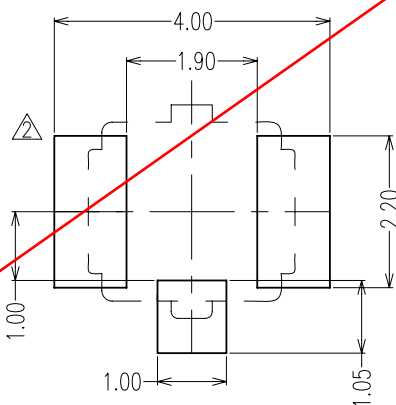
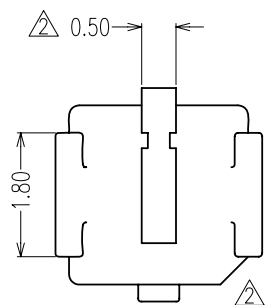
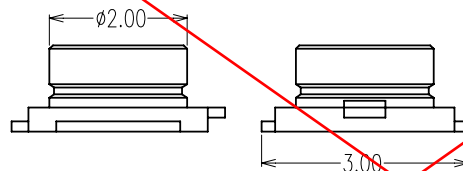
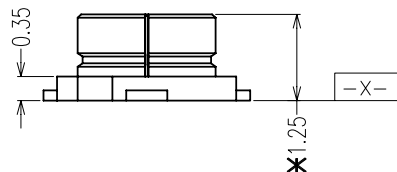
**OBSOLETE**

RECOMMENDED PCB LAYOUT

SPECIFICATIONS:

MATERIAL:-

HOUSING: LCP, UL94V-0, IVORY

CONTACT: COPPER ALLOY

FINISH:-

△ CONTACT: GOLD PLATING

GROUND CONTACT: GOLD PLATING

△ ELECTRICAL:-

RATED VOLTAGE: 60V AC

CONTACT RESISTANCE: 20 mΩ MAX.

△ ENVIRONMENT:-

OPERATING TEMPERATURE: -40°C TO +90°C

△ MECHANICAL:-

CONTACT RETENTION FORCE: 0.4 KG MIN.

NOTES: ALL DIMENSIONS AND NOTES

MARKED * ARE CRITICAL AND

MUST BE CHECKED IN ACCORDANCE

WITH QUALITY DOC. Q1-02A

③	1	METAL SHELL, RF PLUG
②	1	CONTACT, RF PLUG, R/A
①	1	OVER MOLD HOUSING
ITEM	Q'TY	DESCRIPTION
BOM LIST		

Allan	4	24.06.10	A298
Allan	3	03.08.07	A065
Allan	2	22.06.07	A054
Allan	1	08.08.06	-

NAME	ISS.	DATE	C/NOTE
------	------	------	--------

APPROVED:

CHECKED:

DRAWN: Allan

CUSTOMER REF.:

ASSEMBLY DRG:

TOLERANCE:

DIMENSIONS ANGLES

X. = ±0.30mm

X.X = ±0.15mm

X.XX = ±0.10mm

±1.0°

HARWIN

HARWIN USA
TEL: 603 893 5376
FAX: 603 893 5396
mis@harwin.com

HARWIN Europe (UK)
TEL: 023 9231 4545
FAX: 023 9231 4590
mis@harwin.co.uk

HARWIN Asia
TEL: +65 6 779 4909
FAX: +65 6 779 3868
mis@harwin.com.sg

THIS DRAWING AND ANY
INFORMATION OR DESCRIPTIVE
MATTER SET OUT HEREON ARE
CONFIDENTIAL AND COPYRIGHT
PROPERTY OF THE HARWIN
GROUP AND MUST NOT BE
DISCLOSED, LOANED, COPIED
OR USED FOR MANUFACTURING,
TENDERING OR FOR ANY
OTHER PURPOSE WITHOUT
THEIR WRITTEN PERMISSION.

TOLERANCES

X. = ±1mm

X.X = ±0.25mm

X.XX = ±0.10mm

X.XXX = ±0.01mm

ANGLES = ±5°

UNLESS STATED

MATERIAL:

SEE NOTES

FINISH:

SEE NOTES

S/AREA:

mm²

TITLE:

UMC COAXIAL CONNECTOR

DRAWING NUMBER:

UMCR-2250005R

SHT
1
OF
1