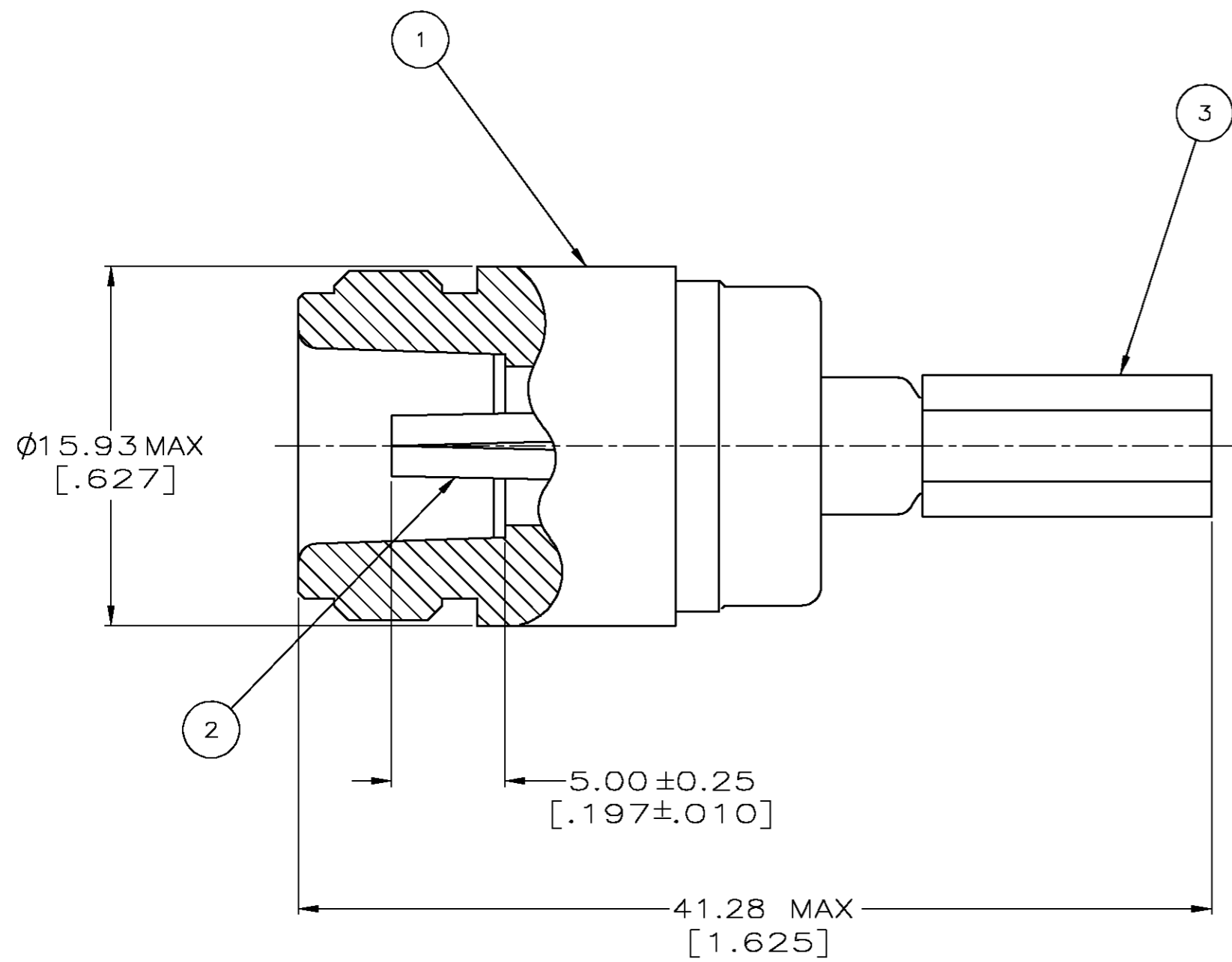
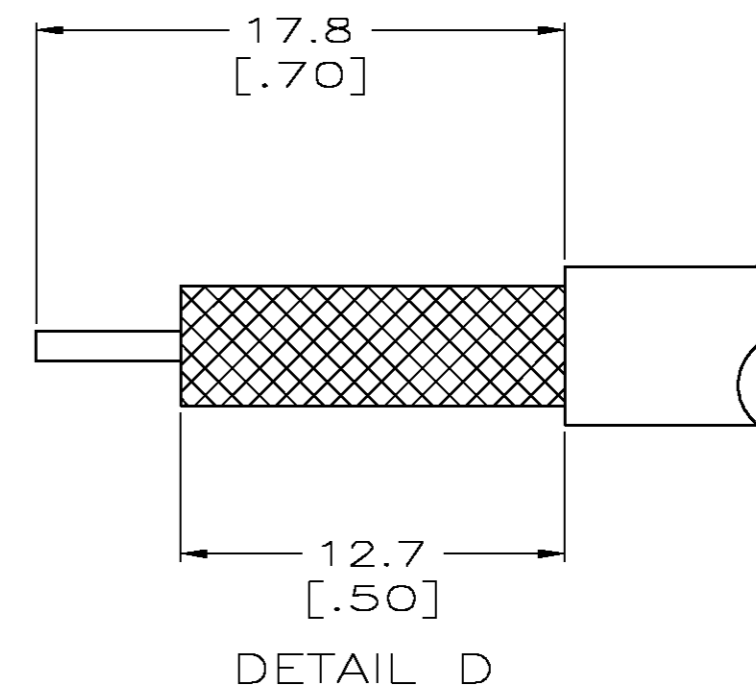
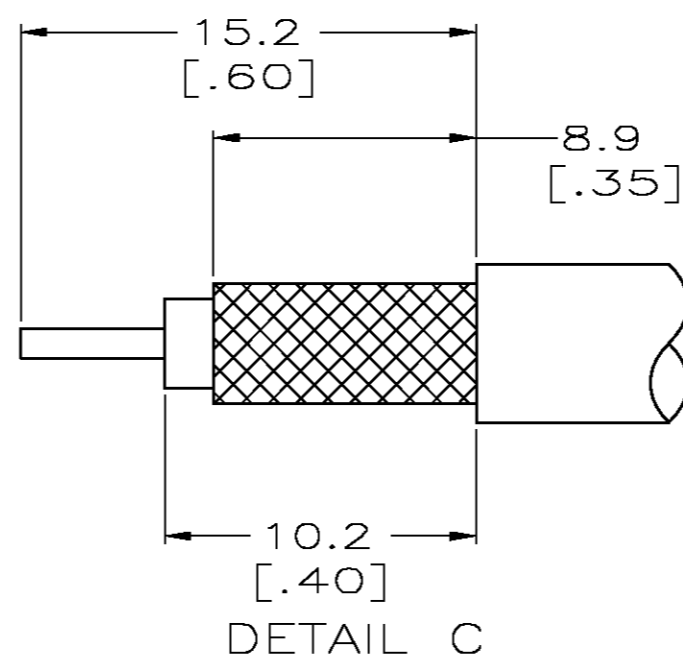


THIS DRAWING IS UNPUBLISHED. RELEASED FOR PUBLICATION
 © COPYRIGHT BY TYCO ELECTRONICS CORPORATION. ALL RIGHTS RESERVED.

LOC		DIST		REVISIONS			
P	LTR	DESCRIPTION		DATE	DWN	APVD	
		D		PER EC OS14-0181-04	14DEC04	GM GM	



- 1. FOR USE WITH AMP PRO-CRIMPER II HAND TOOL, PART # 354940-1, OR WITH THE 626 SERIES PNEUMATIC TOOL WITH ADAPTER #679304-1
- △2 REQUIRES PRO-CRIMPER II DIE SET PART # 58436-1. FOR CONTACT AND BRAID TERMINATION.
- △3 REQUIRES PRO-CRIMPER II DIE SET PART # 58485-1. FOR CONTACT AND BRAID TERMINATION.



RECOMMENDED STRIP LENGTHS

△3	RG-393	CONTACT: .100, BRAID: .429	DETAIL D	2-221132-3	1-415247-5	415244-1	415242-6
△3	BELDEN 9880	CONTACT: .100, BRAID: .429	DETAIL D	2-221132-3	415247-4	415244-1	415242-5
△3	RG-9/U & 214/U	CONTACT: .100, BRAID: .429	DETAIL D	2-221132-9	415247-4	415244-1	415242-4
△3	RG-8/U & 213/U	CONTACT: .100, BRAID: .429	DETAIL D	2-221132-3	415247-4	415244-1	415242-3
△2	RG-142/U, 142A/U & 142B/U	CONTACT: .068, BRAID: .213	DETAIL C	9-221132-4	415246-4	415243-1	415242-2
△2	RG-58A/U & 58C/U	CONTACT: .068, BRAID: .213	DETAIL C	9-221132-0	415246-4	415243-1	415242-1
	CABLE	HEX CRIMP HEIGHTS IN INCHES	STRIP LENGTH	③ FERRULE QTY=1	② CONTACT QTY=1	① JACK ASSY QTY=1	PART NUMBER

THIS DRAWING IS A CONTROLLED DOCUMENT.

DWN	B. MOYER	9-28-95	 Tyco Electronics Corporation Harrisburg, PA 17105-3608
CHK	R. HENRY	9-28-95	
APVD	R. HENRY	9-28-95	
NAME	R. HENRY		
DIMENSIONS: mm [inches]			PRODUCT SPEC
TOLERANCES UNLESS OTHERWISE SPECIFIED:			APPLICATION SPEC
0 PLC	± -		SIZE
1 PLC	± 0.5 [.02]		CAGE CODE
2 PLC	± -		DRAWING NO
3 PLC	± -		RESTRICTED TO
4 PLC	± -		SCALE
ANGLES	± -		SHEET
MATERIAL	FINISH		OF
			REV

Customer Drawing: A2 00779 C=415242

Scale: 4:1, Sheet: 1 of 1, Rev: D