

Cable connector - ST-7ES1N8A8005 - 1624555

Please be informed that the data shown in this PDF Document is generated from our Online Catalog. Please find the complete data in the user's documentation. Our General Terms of Use for Downloads are valid (<http://phoenixcontact.com/download>)




Cable connector, straight, Screw locking, M17, number of positions: 7+PE, type of contact: Socket, shielded: yes, degree of protection: IP67, cable diameter range: 10 mm ... 12.5 mm, number of positions: 8, connection method: Crimp connection

Your advantages

- ✓ Consistent EMC protection for reliable connection solutions in the industrial environment
- ✓ Crimping connection: vibration- and temperature-resistant assembly
- ✓ Flexible use: reliably connect various cable diameters
- ✓ Molded designs with pre-assembled cables on one or both sides



Key Commercial Data

Packing unit	1 pc
GTIN	 4 046356 622967
GTIN	4046356622967

Technical data

General

Note	Order information: Order crimp contacts Ø 1 mm separately
Type of locking	Screw locking
Direction of rotation of contact chamber numbering	Standard
Coding	N
Contact connection method	Crimp connection
Type of contacts	Socket
Number of positions	8
Contact diameter of power contacts	1 mm
Rated current for power contacts	14 A
Contact diameter of signal contacts	1 mm
Conductor entry	10 mm ... 12.5 mm
Pg housing screw connection	none

Cable connector - ST-7ES1N8A8005 - 1624555

Technical data

Ambient conditions

Ambient temperature	-40 °C ... 125 °C
Degree of protection	IP67

Specifications according to DIN EN 61984:2001

Installation height max.	2000 m
Nominal / operating voltage of power contacts	630 V
Rated surge voltage of power contacts	6 kV
Overvoltage category of power contacts	III
Degree of pollution of power contacts	3

Standards and Regulations

Safety note	<p>WARNING: The connectors may not be plugged in or disconnected under load. Ignoring the warning or improper use may damage persons and/or property.</p>
	<ul style="list-style-type: none"> • WARNING: Commission properly functioning products only. The products must be regularly inspected for damage. Decommission defective products immediately. Replace damaged products. Repairs are not possible.
	<ul style="list-style-type: none"> • WARNING: Only electrically qualified personnel may install and operate the product. They must observe the following safety notes. The qualified personnel must be familiar with the basics of electrical engineering. They must be able to recognize and prevent danger. The relevant symbol on the packaging indicates that only personnel familiar with electrical engineering are allowed to install and operate the product.
	<ul style="list-style-type: none"> • The products are suitable for applications in plant, controller, and electrical device engineering.
	<ul style="list-style-type: none"> • When operating the connectors in outdoor applications, they must be separately protected against environmental influences.
	<ul style="list-style-type: none"> • Assembled products may not be manipulated or improperly opened.
	<ul style="list-style-type: none"> • Only use mating connectors that are specified in the technical data of the standards listed (e.g. the ones listed in the product accessories online at phoenixcontact.com/products).
	<ul style="list-style-type: none"> • When using the product in direct connection with third-party manufacturers, the user is responsible.
	<ul style="list-style-type: none"> • For operating voltages > 50 V AC, conductive connector housings must be grounded
	<ul style="list-style-type: none"> • Ensure that the protective or functional ground has been properly connected.
	<ul style="list-style-type: none"> • VDE 0100/1.97 § 411.1.3.2 and DIN EN 60 204/11.98 § 14.1.3 are applicable when combining several circuits in a cable and/or connector
	<ul style="list-style-type: none"> • Only use tools recommended by Phoenix Contact
	<ul style="list-style-type: none"> • The installation notes/Design In documents online on the download page at phoenixcontact.com/products must be observed for this product.
	<ul style="list-style-type: none"> • Operate the connector only when it is fully plugged in and interlocked.
	<ul style="list-style-type: none"> • Ensure that when laying the cable, the tensile load on the connectors does not exceed the upper limit specified in the standards.
	<ul style="list-style-type: none"> • Observe the minimum bending radius of the cable. Lay the cable without twisting it.

Cable connector - ST-7ES1N8A8005 - 1624555

Technical data

Standards and Regulations

	<ul style="list-style-type: none"> The connector warms up in normal operation. Depending on the ambient conditions, the surface of the connector can continue to warm up. In this case, the user is responsible for posting warnings (e.g. DIN EN ISO 13732-1:2008-12).
--	----------------------------------------------------------------------------------------------------------------------------------------------------------------------------------------------------------------------------------------------------------------------------------------

Environmental Product Compliance

REACH SVHC	Lead 7439-92-1
China RoHS	Environmentally Friendly Use Period = 50 years
	For details about hazardous substances go to tab "Downloads", Category "Manufacturer's declaration"

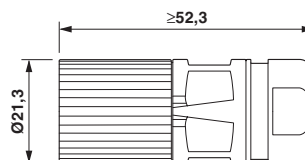
Drawings

Schematic diagram

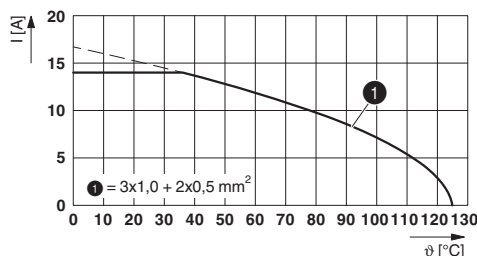


Connector pin assignment

Dimensional drawing



Diagram



I = current strength, ϑ = ambient temperature, 3x 14 A + 2x 2 A constant

Classifications

eCl@ss

eCl@ss 10.0.1	27440102
eCl@ss 11.0	27440102
eCl@ss 4.0	27260700
eCl@ss 4.1	27260700
eCl@ss 5.0	27260700
eCl@ss 5.1	27260700
eCl@ss 6.0	27260700
eCl@ss 7.0	27440102

Cable connector - ST-7ES1N8A8005 - 1624555

Classifications

eCl@ss

eCl@ss 9.0	27440102
------------	----------

ETIM

ETIM 3.0	EC001121
ETIM 4.0	EC001121
ETIM 6.0	EC002061

UNSPSC

UNSPSC 6.01	43172015
UNSPSC 7.0901	43201404
UNSPSC 11	43172015
UNSPSC 12.01	43201404
UNSPSC 13.2	39121413
UNSPSC 18.0	39121413
UNSPSC 19.0	39121413
UNSPSC 20.0	39121413
UNSPSC 21.0	39121413

Approvals


Approvals

Approvals

UL Recognized / cUL Recognized / EAC / cULus Recognized

Ex Approvals

Approval details

UL Recognized		http://database.ul.com/cgi-bin/XYV/template/LISEXT/1FRAME/index.htm	FILE E 335019
Nominal voltage UN	600 V		
Nominal current IN	5 A		
mm ² /AWG/kcmil	18		

Cable connector - ST-7ES1N8A8005 - 1624555

Approvals

cUL Recognized		http://database.ul.com/cgi-bin/XYV/template/LISEXT/1FRAME/index.htm	FILE E 335019
Nominal voltage UN		600 V	
Nominal current IN		5 A	
mm ² /AWG/kcmil		18	

EAC		B.01687
-----	--	---------

cULus Recognized	
------------------	--

Accessories

Accessories

Crimp contact

Crimp contact - ST-10KS010 - 1618239



Crimp contact, turned, Single contact, contact diameter: 1 mm, crimp range: 0.06 mm² ... 0.25 mm²

Crimp contact - ST-10KS035 - 1618464



Crimp contact, turned, contact diameter: 1 mm, crimp range: 0.25 mm² ... 1 mm²

Mounting material

Color-coding - ST-Z0016 - 1617993



Color-coding, color: green

Cable connector - ST-7ES1N8A8005 - 1624555

Accessories

Color-coding - ST-Z0017 - 1618049



Color-coding, color: orange

Color-coding - ST-Z0018 - 1618050



Color-coding, color: black

Square mounting flange with O-ring - ST-Z0002 - 1607771



Square mounting flange with O-ring, Axial O-ring, 4x Ø2,7

Square mounting flange with O-ring - ST-Z0003 - 1607772



Square mounting flange with O-ring, Axial O-ring, 4xM3

Square mounting flange - ST-Z0004 - 1607773



Square mounting flange, 4x Ø2,7

Cable connector - ST-7ES1N8A8005 - 1624555

Accessories

Square mounting flange - ST-Z0005 - 1607775



Square mounting flange, 4xM3

Protective cover

Protective cap - ST-Z0007 - 1607777



Plastic protection cap for connectors with M17 knurled nut and M17 SPEEDCON knurled nut

Phoenix Contact 2021 © - all rights reserved
<http://www.phoenixcontact.com>

PHOENIX CONTACT GmbH & Co. KG
Flachsmarktstr. 8
32825 Blomberg
Germany
Tel. +49 5235 300
Fax +49 5235 3 41200
<http://www.phoenixcontact.com>