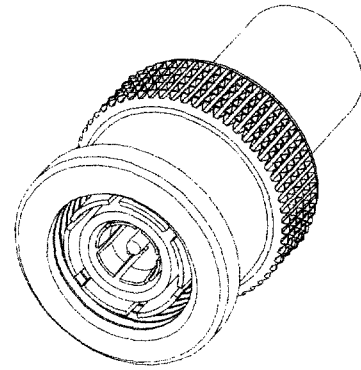


TNC Series

TRIAx

Threaded



Features

- Miniature
- Weatherproof
- Reduce noise levels
- Isolated ground
- Non-constant impedance

Options

- Small and Medium Sized Cables
- Two and Three lug versions available
- Straight, Right-Angle, Long Crimp, Short Crimp, Flange Mount, Single Hole Mount, Printed Circuit Board, Cap and Chain, Termination and Tee types available
- Adapters available

Specifications

- QQ-B-626
- MIL-STD-348
- MIL-STD-202
- QQ-C-530
- MIL-G-45204
- QQ-S-365
- ZZ-R-765

Mating Data

- RG-/U Cables (See page 30-9)

Technical Data

Materials

- Body Parts Brass, QQ-B-626, 1/2 HD.
- Contacts
 - ▶ Male Brass, QQ-B-626, 1/2 HD.
 - ▶ Female Beryllium copper, QQ-C-530, Heat treated to condition HT
- Insulators PTFE Fluorocarbon
- Gaskets Rubber, ZZ-R-765

Plating

All parts plated to meet finish and corrosion requirements of MIL-C-39012

- Finish
 - ▶ Gold MIL-G-45204
 - ▶ Nickel IP23
 - ▶ Silver QQ-S-365
 - ▶ Tri-Alloy P20

Electrical Performance

- Impedance Non-constant
- Insulation Resistance 5,000 MΩ Minimum

- Voltage Rating 400 VRMS working Voltage
- Contact Resistance
 - ▶ Outer contact 0.5 mΩ Maximum
 - ▶ Center contact 5.0 mΩ Maximum
 - ▶ Intermediate contact 0.5 mΩ Maximum

Mechanical Performance

- Force to Engage and Disengage
 - ▶ Torque 2 inch-lbs Maximum
- Coupling Nut Retention Force 100 lbs Minimum
- Connector Durability 500 cycles Minimum

Operating Environment

- Temperature range -65°C to +165°C
- Corrosion (salt spray) . MIL-STD-202, method 101, cond. B
- Moisture Resistance MIL-STD-202, method 106

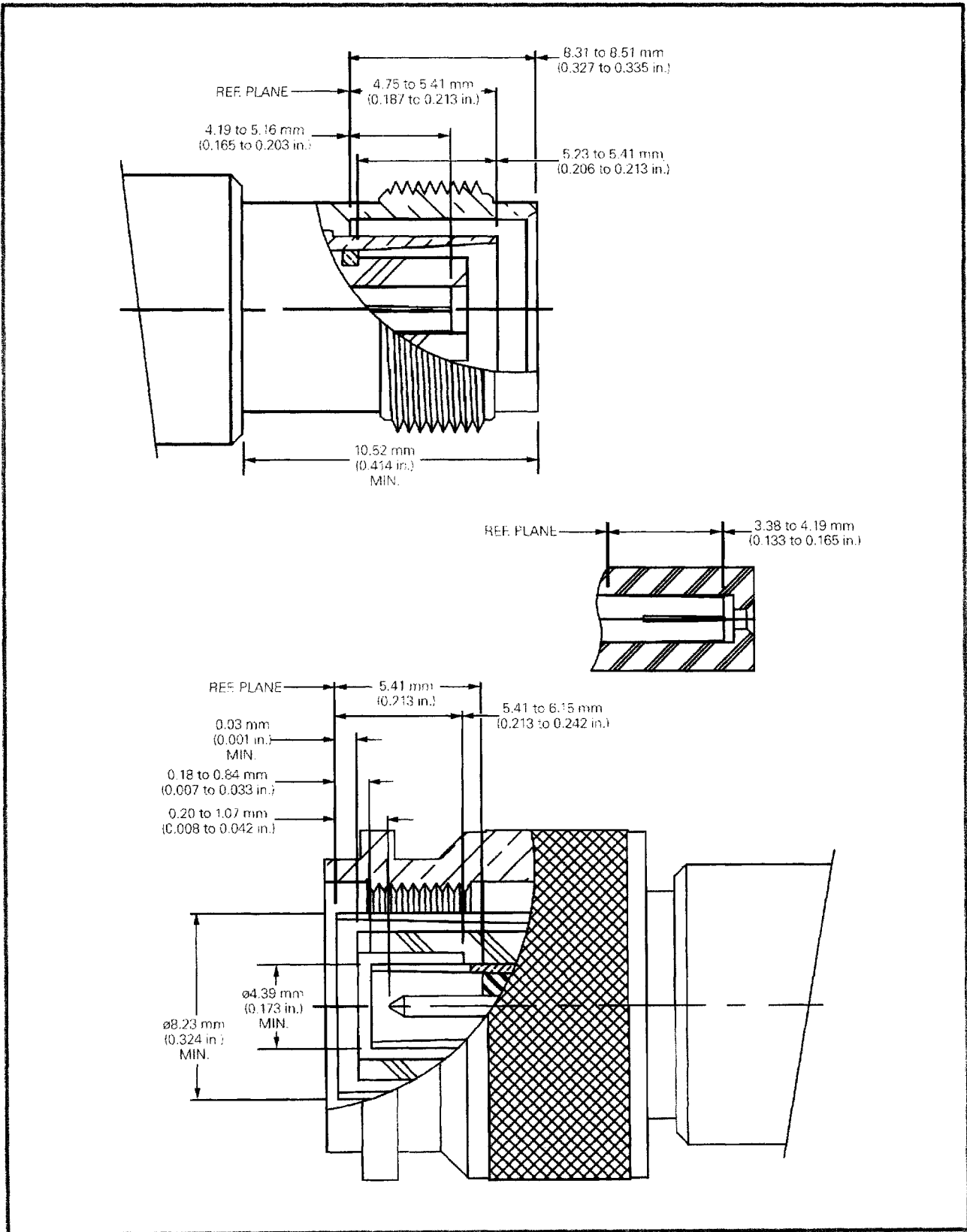
Packaging

- Single Bags
- Custom packaging available upon request

Customer Support Materials

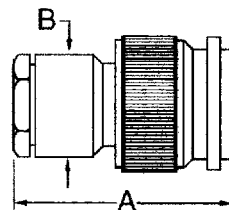
Description	Order No.	Description	Order No.
Customer Product Drawings.....	By Part Number	Product Samples.....	Upon Request
Product Substitutions.....	Contact Technical Support	Test Data.....	Upon Request

Interface Dimensions per MIL-STD-348



TNC TRIAX Cable Plugs

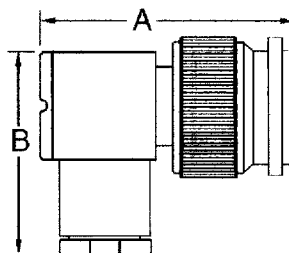
Description
TNC TRIAX Cable Plug - Straight Cut Straight



Ordering Data
TNC TRIAX Cable Plug - Straight Cut Straight

Part Number	Triaxial Cable	Dimension				Finish	Assembly Instructions	Note
		A		B				
		mm	in.	mm	in.			
47P101-2	Essex 21-738	36.91	1.453	12.70	0.500	Nickel	Al-15	Clamp Cable Termination
47P102-1	Essex 21-204	50.80	2.000	19.05	0.750	Nickel	Al-56	
47P104-1	TWC78-2	35.72	1.406	12.70	0.500	Nickel	Al-90	

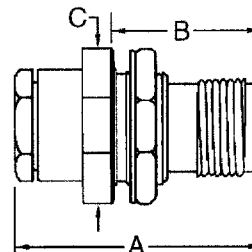
Description
TNC TRIAX Cable Plug - Straight Cut Right-Angle



Ordering Data
TNC TRIAX Cable Plug - Straight Cut Right-Angle

Part Number	Triaxial Cable	Dimension				Finish	Assembly Instructions
		A		B			
		mm	in.	mm	in.		
47P105-1	TWC78-2	29.77	1.172	25.40	1.000	Nickel	Al-89

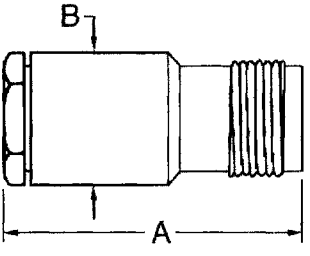
Description
TNC TRIAX Cable Jack - Single Hole Mount Clamp Straight



Ordering Data
TNC TRIAX Cable Jack - Single Hole Mount Clamp Straight

Part Number	Triaxial Cable	Dimension						Finish	Mtg. Hole	Assembly Instructions
		A		B		C				
		mm	in.	mm	in.	mm	in.			
47JS101-2	Essex 21-738	36.51	1.438	17.07	0.672	17.46	0.688	Nickel	D4	Al-15

To obtain Assembly Instructions contact Berg Electronics at 1-800-237-2374 Ext.-2800

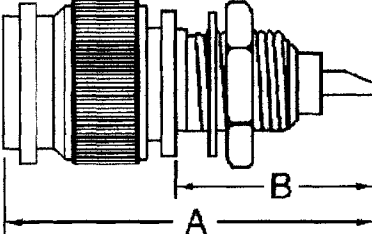


Description
TNC TRIAX Cable Jack - Clamp Straight

Ordering Data
TNC TRIAX Cable Jack - Clamp Straight

Part Number	Triaxial Cable	Dimension				Finish	Assembly Instructions
		A		B			
		mm	in.	mm	in.		
47J101-2	Essex 21-738	36.51	1.438	12.70	0.500	Nickel	AI-15

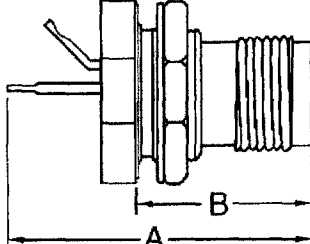
TNC TRIAX Receptacles



Description
TNC TRIAX Receptacle Plug - Single Hole Mount Solder Straight

Ordering Data
TNC TRIAX Receptacle Plug - Single Hole Mount Solder Straight

Part Number	Dimension				Finish	Mtg. Hole
	A		B			
	mm	in.	mm	in.		
47PR101-1	39.69	1.563	17.86	0.703	Nickel	D4



Description
TNC TRIAX Receptacle Jack - Single Hole Mount Solder Straight

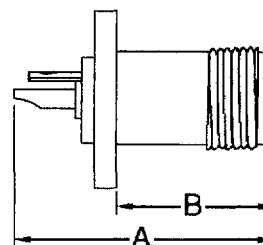
Ordering Data
TNC TRIAX Receptacle Jack - Single Hole Mount Solder Straight

Part Number	Dimension				Finish	Mtg. Hole	Note
	A		B				
	mm	in.	mm	in.			
47JR102-1	31.75	1.250	10.72	0.422	Nickel	D4	Reverse Mount
47JR104-1	31.75	1.250	21.03	0.828	Nickel	D4	

To obtain Assembly Instructions contact Berg Electronics at 1-800-237-2374 Ext.-2800

TNC TRIAX Series
Receptacle/Adapter

Description
TNC TRIAX Receptacle Jack -
Flange Mount Solder Straight

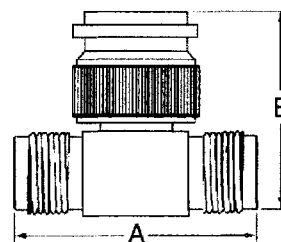


Ordering Data
TNC TRIAX Receptacle Jack - Flange Mount Solder Straight

Part Number	Dimension				Finish	Mtg. Plate
	A		B			
	mm	in.	mm	in.		
47JR101-1	27.38	1.078	13.89	0.547	Nickel	2B

TNC TRIAX Adapter

Description
TNC TRIAX Adapter - Tee



Ordering Data
TNC TRIAX Adapter - Tee

Part Number	Adapter Ends	Dimension				Finish	Note
		A		B			
		mm	in.	mm	in.		
47AT102-1	Jack-Jack-Jack	32.54	1.281	21.83	0.859	Nickel	1

Note 1 - Cube Construction

To obtain Assembly Instructions contact Berg Electronics at 1-800-237-2374 Ext.-2800