





STL950/..G-5.0-V-GREEN-HC



Technical Data

Wire Sizes	Insulating Material
Solid min -	Material PA 6.6
solid max -	Flammability Class UL 94 V-0
Stranded (flexible) -	Temperatures
min	Operating Temperature -30 °C - 105 °C
Stranded (flexible) -	Wave Soldering Process
max	Soldering Temperature, recommended 265 °C
Stranded with Ferrule -	Peak Soldering Time, recommended 3-4 s
min	Reflow Process
Stranded with Ferrule -	Soldering Temperature, recommended -
max	Peak Soldering Time, recommended -
Dimensions	
Stripped Length	
PCB Hole Diameter 1.4 mm	
Materials	
Contact Pin	Copper Alloy

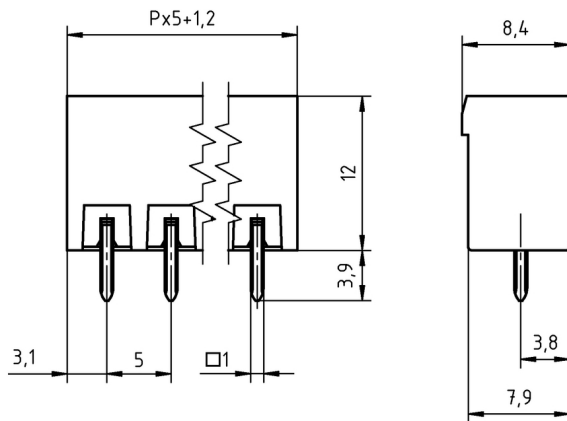
Colours

GREEN	RAL6018	
BLACK	RAL9011	
PEBBLE GREY	RAL7032	
LIGHT GREEN	similar RAL 6018	

Colours according to RAL, there may be variations on colour due to production conditions.
Special colours on request.

Counterparts (Spacing 5.0 mm)


Pin Strip/Terminal Blocks
AK950



Order Data (Spacing 5.0 mm)

Poles	Width (mm)	Article Designation	Article Number	PU
2	11.20	STL950/2G-5.0-V-GREEN-HC	50950025109F	200
3	16.20	STL950/3G-5.0-V-GREEN-HC	50950035109F	200
4	21.20	STL950/4G-5.0-V-GREEN-HC	50950045109F	200
5	26.20	STL950/5G-5.0-V-GREEN-HC	50950055109E	100
6	31.20	STL950/6G-5.0-V-GREEN-HC	50950065109E	100
7	36.20	STL950/7G-5.0-V-GREEN-HC	50950075109E	100
8	41.20	STL950/8G-5.0-V-GREEN-HC	50950085109D	50
9	46.20	STL950/9G-5.0-V-GREEN-HC	50950095109D	50
10	51.20	STL950/10G-5.0-V-GREEN-HC	50950105109D	50
11	56.20	STL950/11G-5.0-V-GREEN-HC	50950115109D	50
12	61.20	STL950/12G-5.0-V-GREEN-HC	50950125109D	50

Accessories

Figure	Designation	Article Number
	Coding star CS2-5.0/5.08-RED	50000000024



Dividing element SE-STL950-GREEN 50950000002

Ratings



Usegroup	B	C	D	
Rated Voltage	300 V	150 V	300 V	250 V
Rated Current	16 A	16 A	10 A	16 A
Overtoltage Category				III
Test Voltage	1.6 kV	1.6 kV	1.6 kV	4.0 kV
Pollution Degree				3