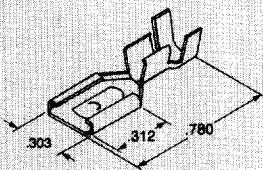
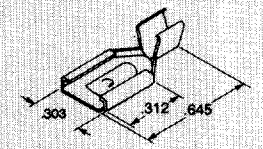
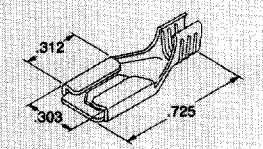
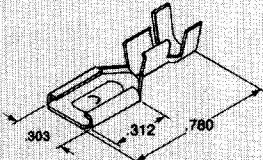
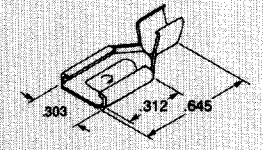
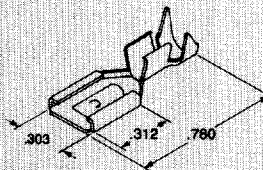


**.250 Quick-Connect Series  
In-Line Type**

— Closed Back Design —  
To Accept .250 x .032 Male Tab

STYLE AND DIMENSIONS	WIRE RANGE	INSULATION RANGE	UL / CSA	QUANTITY PER REEL	RECOMMENDED STRIP LENGTH	STOCK THICKNESS	MATERIAL AND FINISH	PART NUMBER
	22-16	.075-.125	✓ ✓	5000	$7/32 \pm 1/32$	.016	Pre Tinned Brass	3000H 63E-4
							Brass	3000H 63EB-4
	22-16	None	✓ ✓	5000	$7/32 \pm 1/32$	.016	Pre Tinned Brass	3000H 63E-4-2
							Brass	3000H 63EB-4-2
	22-16	None	— —	3000	$3/16 \pm 1/32$	.016	Pre Tinned Brass	3000H 214A-4-2
							Brass	3000H 214AB-4-2
	20-14	.075-.175	✓ ✓	5000	$7/32 \pm 1/32$	.016	Pre Tinned Brass	3000H 63E-5
							Brass	3000H 63EB-5
	20-14	None	✓ ✓	5000	$7/32 \pm 1/32$	.016	Pre Tinned Brass	3000H 63E-5-2
							Brass	3000H 63EB-5-2
	20-14	.075-.175	✓ ✓	5000	$7/32 \pm 1/32$	.016	Pre Tinned Brass	3000H 63E
							Brass	3000H 63EB
							Silver Plated Brass	3000H 63F