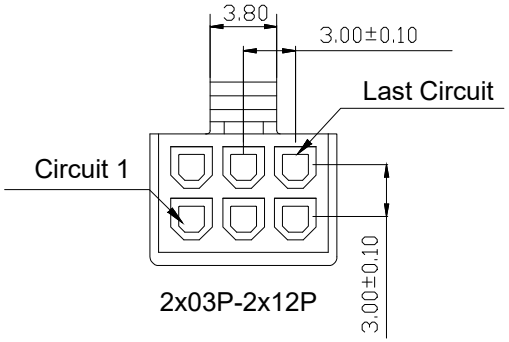

2x03P-2x12P

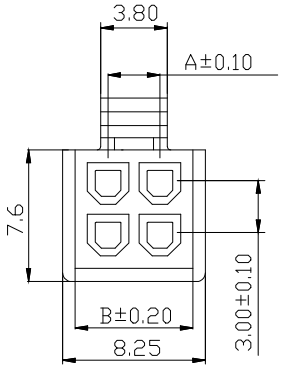

2x02P

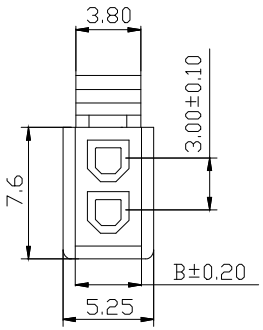

2x01P

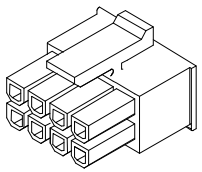

Notes:

Insulator Material:	Nylon 66 UL94V-2 Black
Voltage Rating:	250V AC.DC;
Current Rating:	5A AC,DC;
Withstanding Voltage:	1500V AC/minute;
Insulation Resistance:	1000MΩ Min;
Contact Resistance:	20mΩ Max;
Operation Temperature:	-25°C to +85°C;
Packing:	Bag.

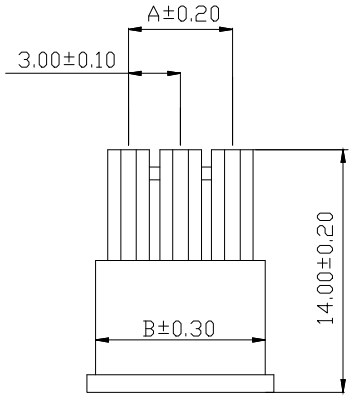

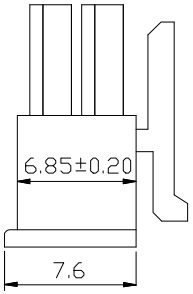

2x03P-2x12P

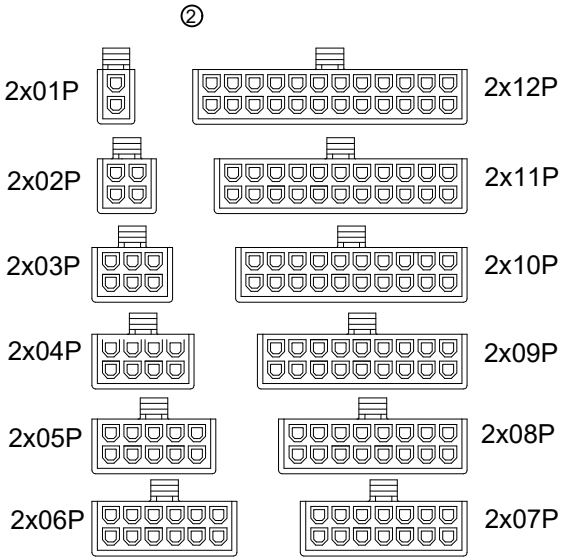

CIRCUIT SIZE LAYOUT

No. of Contact	DIM A	DIM B
2	NA	3.85
4	3.00	6.85
6	6.00	9.85
8	9.00	12.85
10	12.00	15.85
12	15.00	18.85
14	18.00	21.85
16	21.00	24.85
18	24.00	27.85
20	27.00	30.85
22	30.00	33.85
24	33.00	36.85

RoHS compliant

Unit:mm

Scale	Free
TOLERANCE	
X.	±0.35
X.X	±0.25
X.XX	±0.20
X.XXX	±0.15
DIM	TOL
Angle	TOL

Id.	Modification	Date	Name
②	Update housing shape	09.05.2022	Daniel
①	Update terminal dimension	03.03.2022	Daniel
⓪	Drawn	29.10.2021	Daniel

	Date	Name
Drawn	29.10.2021	Daniel
Approved	09.05.2022	Daniel

ASSMANN wsw components

Description: Wire-to-board con. Housing Pitch 3.0mm / Straight

ASSMANN WSW-No.

A-WBH-O001DG-xxCB01

Drawing-No. ASS 9062 CO

rev02

Customer-No.

SHEET 1 / 6

SV5024

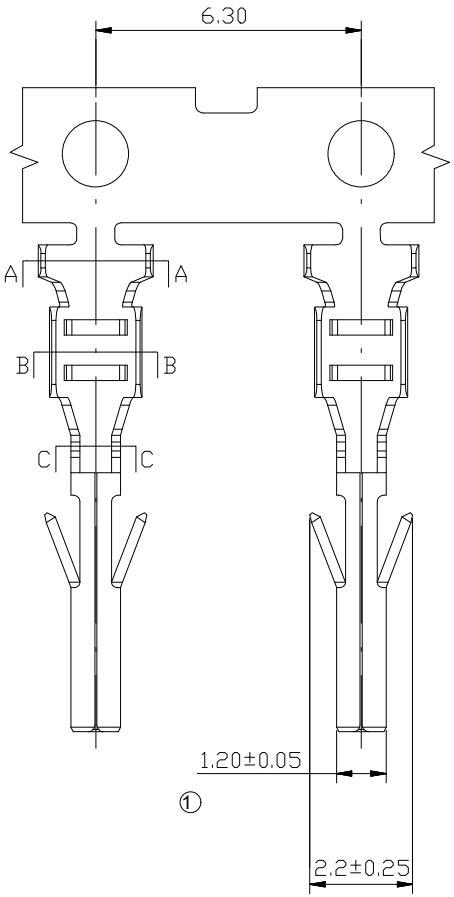

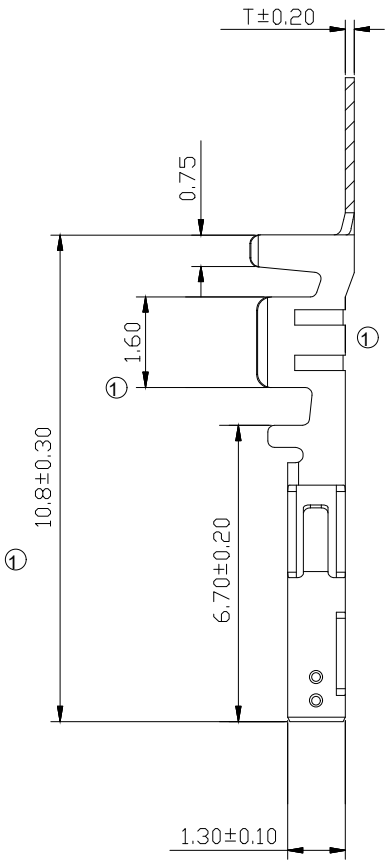

Notes:

Insulator Material:	Phosphor Bronze;
Finish:	Tin Plated;
Voltage Rating:	250V AC.DC;
Current Rating:	5A AC,DC;
Withstanding Voltage:	1500V AC/minute;
Insulation Resistance:	1000MΩ Min;
Contact Resistance:	20mΩ Max;
Operation Temperature:	-25°C to +85°C;
Packing:	Reel;
Applicable wire:	AWG#24-#28.

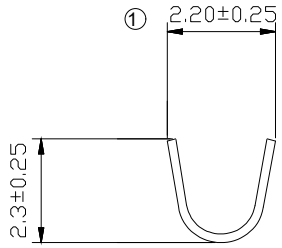

SEC A-A

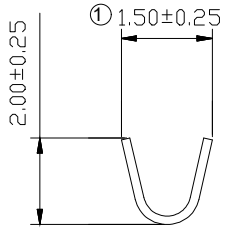

SEC B-B

RoHS compliant

Unit:mm

Scale	Free
TOLERANCE	
X.	±0.35
X.X	±0.25
X.XX	±0.20
X.XXX	±0.15
DIM	TOL
Angle	TOL

Id.	Modification	Date	Name
②	Update housing shape	09.05.2022	Daniel
①	Update terminal dimension	03.03.2022	Daniel
⓪	Drawn	29.10.2021	Daniel

	Date	Name
Drawn	29.10.2021	Daniel
Approved	09.05.2022	Daniel

ASSMANN wsw components

Description: Wire-to-board con. Terminal Female

ASSMANN WSW-No.

A-WBT-O001EG-01CR01

Drawing-No.

ASS 9062 CO

rev02

Customer-No.

SHEET 2 / 6

SV5024

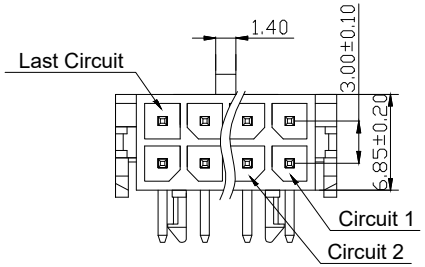

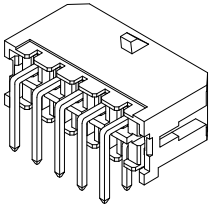

Notes:

Insulator Material:	Nylon66+15%GF, UL94V-0, Black
Contact Material:	Brass,Tin plated
Voltage Rating:	250V AC.DC;
Current Rating:	5A AC,DC;
Withstanding Voltage:	1500V AC/minute;
Insulation Resistance:	1000MΩ Min;
Contact Resistance:	20mΩ Max;
Operation Temperature:	-25°C to +85°C;
Packing:	PE bag.

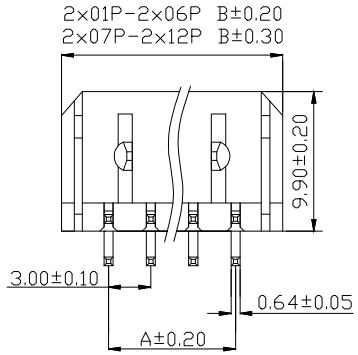

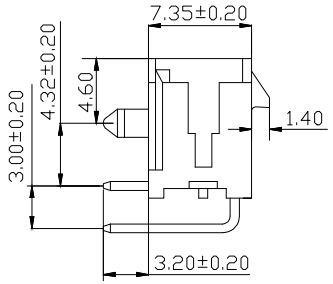

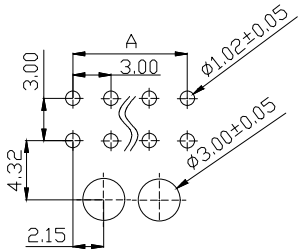

PCB LAYOUT
08P-24P

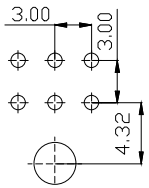

PCB LAYOUT
6P

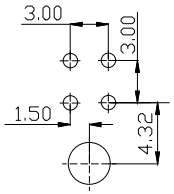

PCB LAYOUT
4P

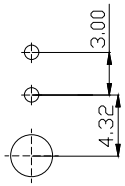

PCB LAYOUT
2P

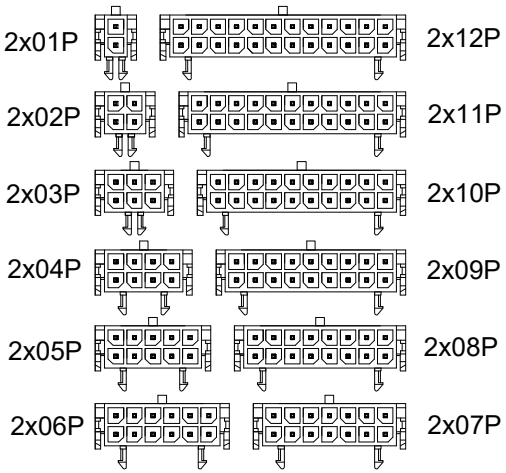

CIRCUIT SIZE LAYOUT

No. of Contact	DIM A	DIM B
2	NA	6.65
4	3.00	9.65
6	6.00	12.65
8	9.00	15.65
10	12.00	18.65
12	15.00	21.65
14	18.00	24.65
16	21.00	27.65
18	24.00	30.65
20	27.00	33.65
22	30.00	36.65
24	33.00	39.65

RoHS compliant

Unit:mm

Scale	Free
TOLERANCE	
X.	±0.35
X.X	±0.25
X.XX	±0.20
X.XXX	±0.15
DIM	TOL
Angle	TOL

Id.	Modification	Date	Name
②	Update housing shape	09.05.2022	Daniel
①	Update terminal dimension	03.03.2022	Daniel
⓪	Drawn	29.10.2021	Daniel

	Date	Name
Drawn	29.10.2021	Daniel
Approved	09.05.2022	Daniel

Description: Wire-to-board con.
Male
Pitch 3.0mm / Angled

ASSMANN WSW-No.
A-WBP-O001DA-xxTB01

Drawing-No.
ASS 9062 CO

rev02

Customer-No.

SHEET
3 / 6

SV5024

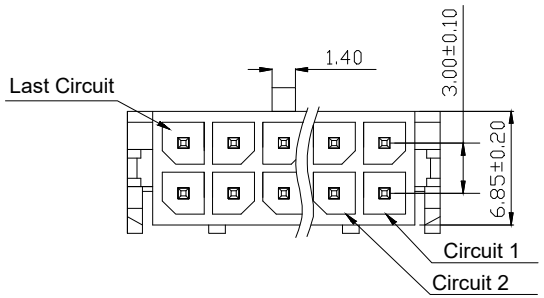

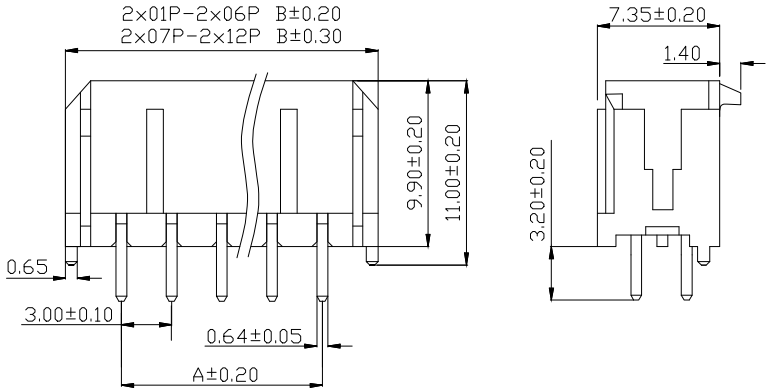

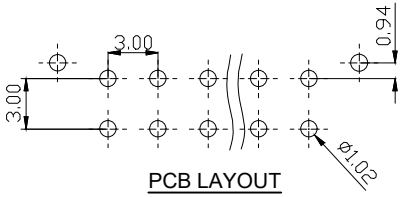

PCB LAYOUT

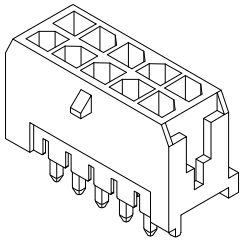

Notes:

Insulator Material:	LCP, UL94V-0, Black
Contact Material:	Brass,Tin plated
Voltage Rating:	250V AC.DC;
Current Rating:	5A AC,DC;
Withstanding Voltage:	1500V AC/minute;
Insulation Resistance:	1000MΩ Min;
Contact Resistance:	20mΩ Max;
Operation Temperature:	-25°C to +85°C;
Packing:	PE bag.

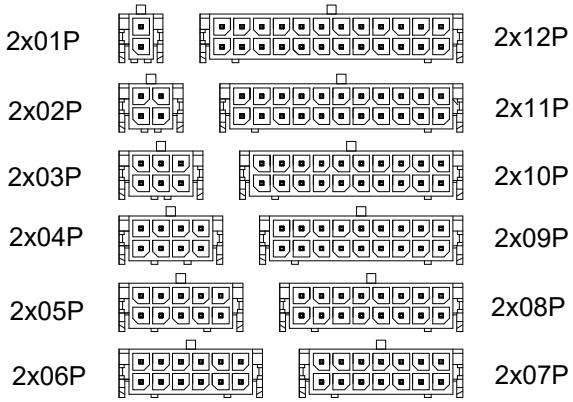

CIRCUIT SIZE LAYOUT

No. of Contact	DIM A	DIM B
2	NA	6.65
4	3.00	9.65
6	6.00	12.65
8	9.00	15.65
10	12.00	18.65
12	15.00	21.65
14	18.00	24.65
16	21.00	27.65
18	24.00	30.65
20	27.00	33.65
22	30.00	36.65
24	33.00	39.65

RoHS compliant

Unit:mm

Scale	Free
TOLERANCE	
X.	±0.35
X.X	±0.25
X.XX	±0.20
X.XXX	±0.15
DIM	TOL
Angle	TOL

Id.	Modification	Date	Name
②	Update housing shape	09.05.2022	Daniel
①	Update terminal dimension	03.03.2022	Daniel
⓪	Drawn	29.10.2021	Daniel

	Date	Name
Drawn	29.10.2021	Daniel
Approved	09.05.2022	Daniel

ASSMANN wsw components

Description: Wire-to-board con.
Male
Pitch 3.0mm / Straight

ASSMANN WSW-No.
A-WBP-O001DG-xxTB01

Drawing-No.
ASS 9062 CO

rev02

Customer-No.

SHEET
4 / 6

SV5024

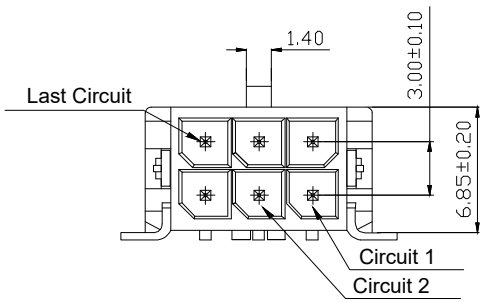

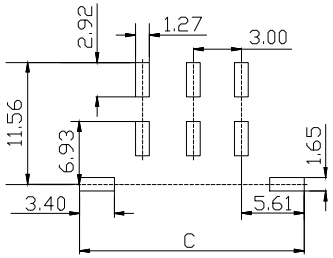

PCB LAYOUT

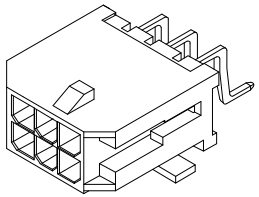

Notes:

Insulator Material:	LCP, UL94V-0, Black
Contact Material:	Brass,Tin plated
Voltage Rating:	250V AC.DC;
Current Rating:	5A AC,DC;
Withstanding Voltage:	1500V AC/minute;
Insulation Resistance:	1000MΩ Min;
Contact Resistance:	20mΩ Max;
Operation Temperature:	-25°C to +85°C;
Packing:	Reel

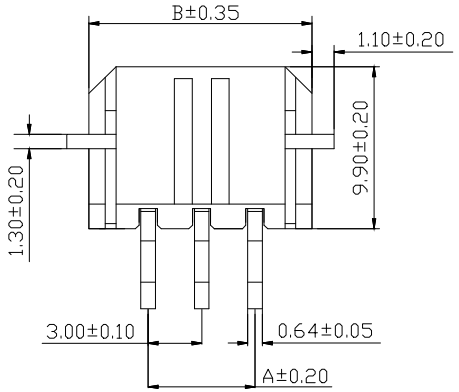

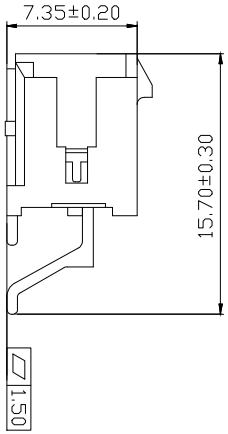

No. of Contact	DIM A	DIM B	DIM C
2	NA	6.65	11.20
4	3.00	9.65	14.20
6	6.00	12.65	17.20
8	9.00	15.65	20.20
10	12.00	18.65	23.20
12	15.00	21.65	26.20
14	18.00	24.65	29.20
16	21.00	27.65	32.20
18	24.00	30.65	35.20
20	27.00	33.65	38.20
22	30.00	36.65	41.20
24	33.00	39.65	44.20

RoHS compliant

Unit:mm

Scale	Free
TOLERANCE	
X.	±0.35
X.X	±0.25
X.XX	±0.20
X.XXX	±0.15
DIM	TOL
Angle	TOL

Id.	Modification	Date	Name
②	Update housing shape	09.05.2022	Daniel
①	Update terminal dimension	03.03.2022	Daniel
⓪	Drawn	29.10.2021	Daniel

	Date	Name
Drawn	29.10.2021	Daniel
Approved	09.05.2022	Daniel

ASSMANN wsw components

Description: Wire-to-board con. Male, Pitch 3.0mm / Angled / SMT

ASSMANN WSW-No.

A-WBP-O001DA-xxSR01

Drawing-No. ASS 9062 CO

rev02

Customer-No.

SHEET 5 / 6

SV5024

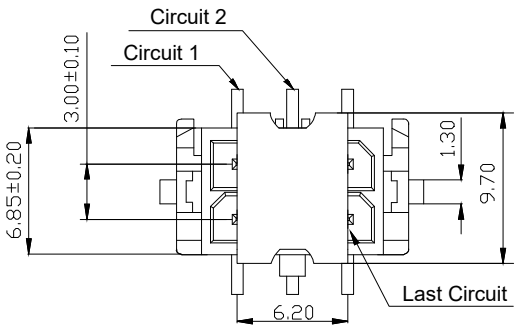

WITH CAP VIEW

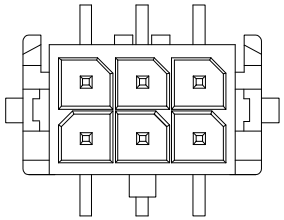

WITHOUT CAP VIEW

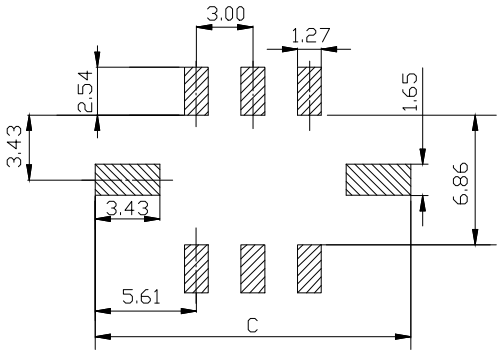

PCB LAYOUT

Notes:

Insulator Material:	LCP, UL94V-0, Black
Contact Material:	Brass,Tin plated
Voltage Rating:	250V AC.DC;
Current Rating:	5A AC,DC;
Withstanding Voltage:	1500V AC/minute;
Insulation Resistance:	1000MΩ Min;
Contact Resistance:	20mΩ Max;
Operation Temperature:	-25°C to +85°C;
Packing:	Reel

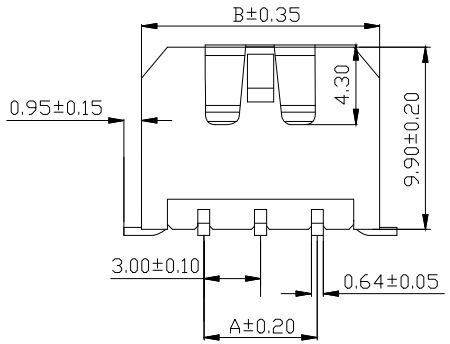

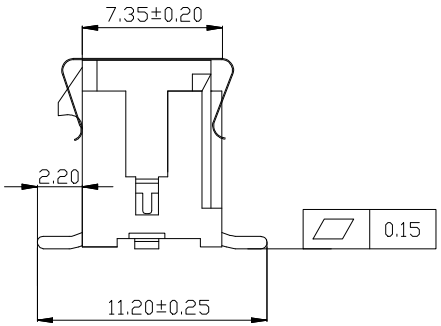

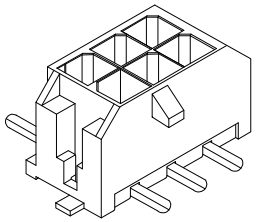

No. of Contact	DIM A	DIM B	DIM C
2	NA	6.65	11.20
4	3.00	9.65	14.20
6	6.00	12.65	17.20
8	9.00	15.65	20.20
10	12.00	18.65	23.20
12	15.00	21.65	26.20
14	18.00	24.65	29.20
16	21.00	27.65	32.20
18	24.00	30.65	35.20
20	27.00	33.65	38.20
22	30.00	36.65	41.20
24	33.00	39.65	44.20

RoHS compliant

Unit:mm

Scale	Free
TOLERANCE	
X.	±0.35
X.X	±0.25
X.XX	±0.20
X.XXX	±0.15
DIM	TOL
Angle	TOL

Id.	Modification	Date	Name
②	Update housing shape	09.05.2022	Daniel
①	Update terminal dimension	03.03.2022	Daniel
⓪	Drawn	29.10.2021	Daniel

	Date	Name
Drawn	29.10.2021	Daniel
Approved	09.05.2022	Daniel

ASSMANN wsw components

Description: Wire-to-board con.
Male
Pitch 3.0mm / straight / SMT

ASSMANN WSW-No.
A-WBP-O001DG-xxSR01

Drawing-No.
ASS 9062 CO

rev02

Customer-No.

SHEET
6 / 6

SV5024