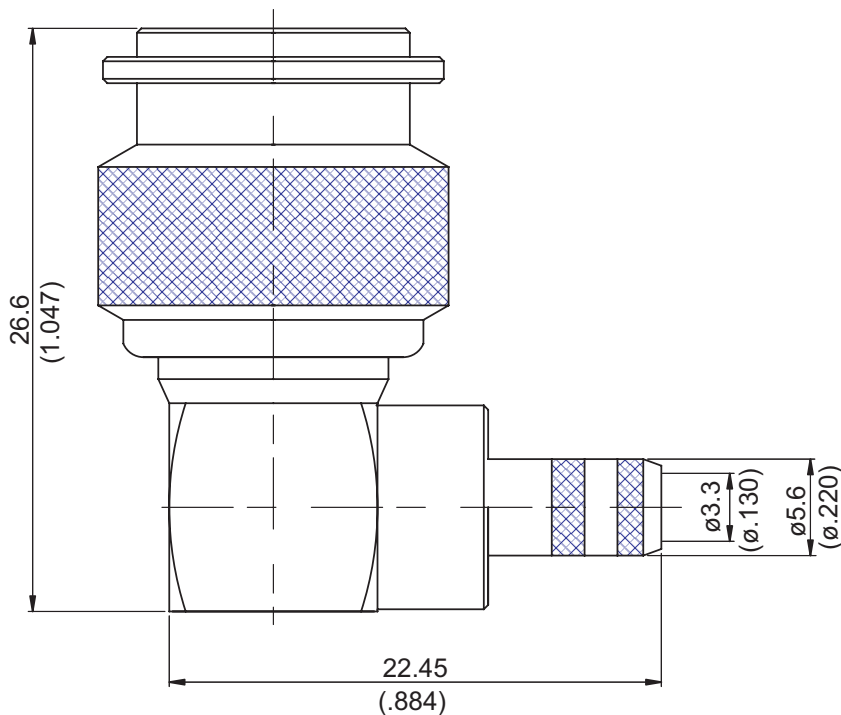


TNC3100-93C2

TNC Plug Crimp Right Angle 75Ω



Parts	Material	Plating (Micro-inch)
Contact Pin	Brass	Gold 3 Over Nickel 50 Over Copper 50
Nut	Brass	Tin-Zinc-Copper-Alloy 100 Over Copper 50
Ferrule	Brass	Tin-Zinc-Copper-Alloy 100 Over Copper 50
Gasket	Silicon	
Ring	Delrin	
Barrel	Brass	Tin-Zinc-Copper-Alloy 100 Over Copper 50
Washer	Brass	Tin-Zinc-Copper-Alloy 100 Over Copper 50
Insulator	Teflon	
Body	Brass	Tin-Zinc-Copper-Alloy 100 Over Copper 50
Coupling Nut	Brass	Tin-Zinc-Copper-Alloy 100 Over Copper 50

Weight:

Suitable Cables: 3C-2W

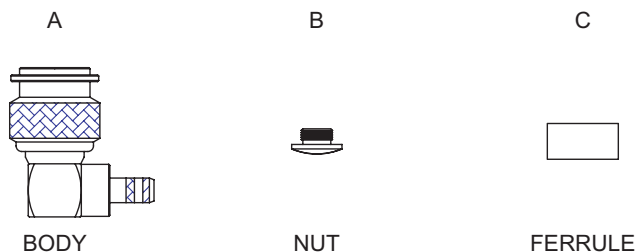
This part number complies with RoHS.

Notice: JYEBAO reserves the right to make modifications deemed appropriate.

## CABLE ASSEMBLY INSTRUCTION

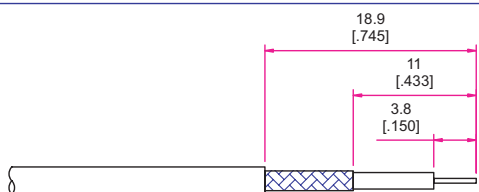
TNC3100-93C2

JYE BAO CO., LTD.

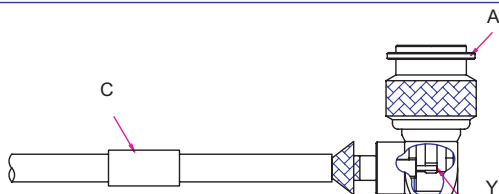


DIAGRAM

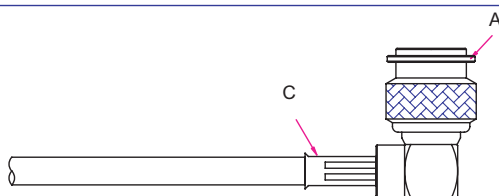
ASSEMBLY INSTRUCTION



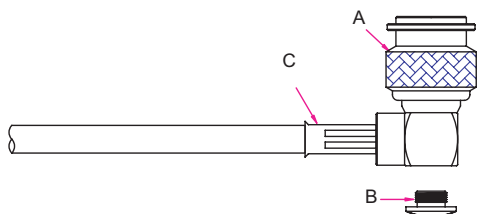
Step 1: STRIP AS SHOWN .



Step 2: SLIDE FERRULE " C " OVER CABLE .  
 Step 3: WRAP THE BRAIDING UPWARDS.  
 Step 4: SLIDE CENTER CONDUCTOR ON THE CONTACT PIN OF CONNECTOR " A " AND SOLDER IN "Y"



Step 5: SLIDE FERRULE " C " TOWARDS THE CONNECTOR " A " AND CRIMP .



Step 6: FINALLY SCREW NUT " B " ON THE CONNECTOR BODY " A " .

This part number complies with RoHS.

Notice: JYEBAO reserves the right to make modifications deemed appropriate.