

VFTX300

TCXO with Voltage Control Option

3.2x2.5mm Surface Mount, Clipped Sine

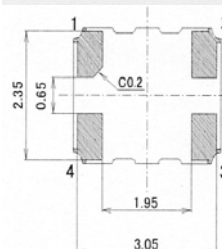
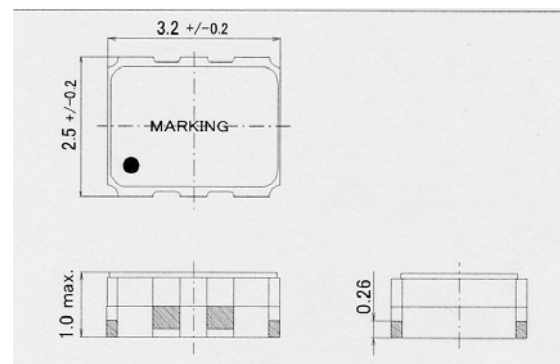
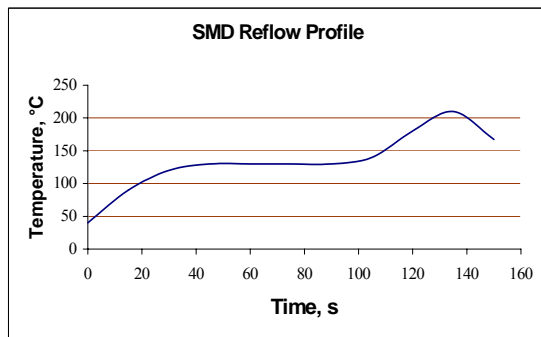
Features

- Frequency range of 10MHz to 40MHz
- Very Low Phase Noise
- Excellent Frequency Stability
- Clipped Sine Wave Output
- Low Aging, Vacuum sealed Crystal
- Available as a VCXO,



Applications

- Optical Networking, SONET/SDH
- 10 Gbit Ethernet
- Frequency Translation



PIN	
#1	Vc or GND
#2	GND
#3	Output
#4	Vcc

How to Order



Stability	
Code	Specification
L	±0.5ppm
K	±1.0ppm
J	±1.5ppm
H	±2.0ppm
G	±2.5ppm

Temperature Range	
Code	Specification
D	-20°C to 70°C
G	-40°C to 85°C

Vcc	
Code	Specification
E	3.0V
D	5.0V

Pulling	
Code	Specification
T	TCXO
A	±5ppm
B	±8ppm
C	±10ppm
D	±12ppm
E	±15ppm
F	±18ppm
G	±20ppm

Freq. Vs Temp Availability		
Temp (°C)	A: 0.5ppm	B: 1.0ppm
-20 ~ +70	o	♦
-40 ~ +85		♦

o case by case
♦Available

VFTX300

TCXO with Voltage Control Option

3.2x2.5mm Surface Mount, Clipped Sine Wave



Specifications

Parameter	Symb	Condition	Min	Typ	Max	Unit	Note
-----------	------	-----------	-----	-----	-----	------	------

Absolute Maximum Ratings

Input Break Down Voltage	Vcc		-0.5		7.0	V	
Storage temp.	Ts		-55		125	°C	
Contr. Voltage	Vc		-1		9	V	

Electrical

Frequency range	F		10		40	MHz	
Input Voltage	Vcc		4.75 2.8	5.00 3.0	5.25 3.3	V	Min. frequency 26MHz
Input Current	Icc	50 Ohm Load			2.5	mA	
Frequency Stability	ΔF/F	vs. Temperature vs. Vcc aging	0.5		±5 ±0.2 ±1	ppm ppm/V ppm/year	Refer selection table
Output	Clipped Sine, 0.8Vp-p minimum						
Load	10KΩ/10pF						
Start up time	Ts			2 10		ms	
SSB Phase Noise		@100 Hz @1 KHz @10 KHz		-115 -135 -150		dBc/Hz	Fo=13MHz
Input Impedance			10				MΩ
Control voltage	Vc		0.5 0.5		4.55 2.5	V	5Vcc 3Vcc

Environmental and Mechanical

Operating temp. range	-20°C to 70°C (-40°C to 85°C available) refer selection table,.						
Mechanical Shock	Per MIL-STD-202, Method 213, Cond. E						
Thermal Shock	Per MIL-STD-883, Method 1011, Cond. A						
Vibration	Per MIL-STD-883, Method 2007, Cond. A						
Soldering Conditions	230°C for 90s Max						
Hermetic Seal	Leak rate less than 5x10 ⁻⁸ atm.cc/s of helium (crystal only)						

Electrical Connections

Pin Out	Pin #1- Voltage Control or GND Pin #3 – Output	Pin #2 - GND Pin #4 - Vcc
---------	---	------------------------------

