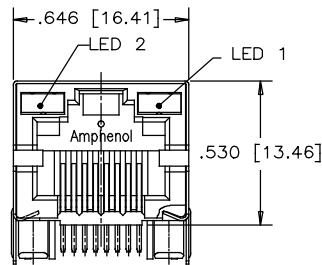
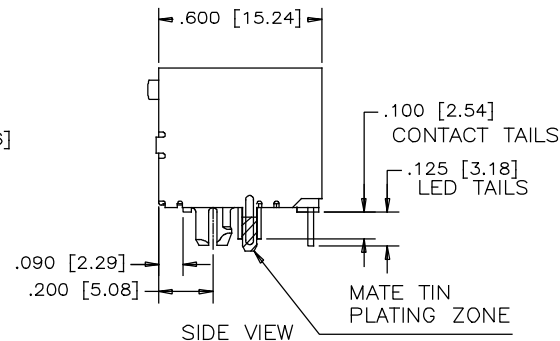


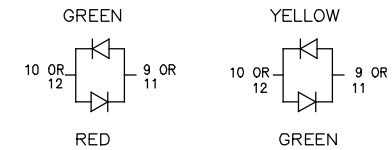
REVISIONS			
REV	DESCRIPTION, ECN, EAR NO.	DATE	APP'D
A	PROPOSAL DRAWING	MAR08/18	L.CHAN



FRONT VIEW



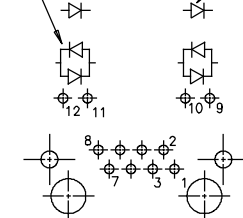
SIDE VIEW



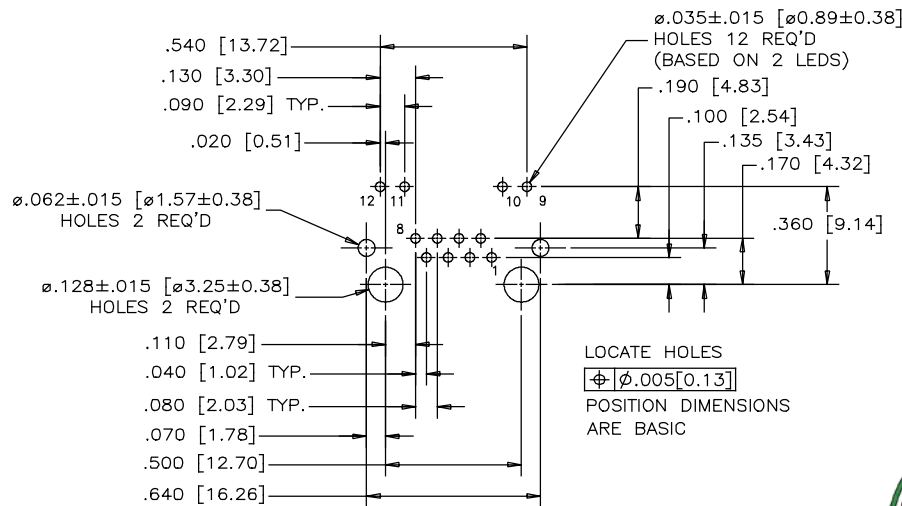
BI-COLOUR LED DETAIL
(RED/YELLOW AND GREEN/ORANGE LED'S ARE ALSO AVAILABLE)

TYPICAL FOR BI-COLOUR LED

TYPICAL FOR SINGLE COLOR LED (RED, GREEN, OR YELLOW)



LED SCHEMATIC

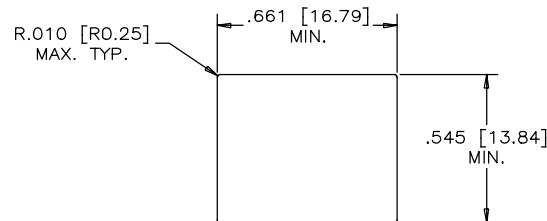


RECOMMENDED P.C.B. LAYOUT
(COMPONENT SIDE OF BOARD)

LOCATE HOLES

⌀.005[0.13]

POSITION DIMENSIONS
ARE BASIC



RECOMMENDED PANEL CUTOUT

MATERIALS:

PLASTIC HOUSING: HIGH TEMPERATURE THERMOPLASTIC
FLAMMABILITY RATING UL 94V-0

CONTACTS:

PHOSPHOR BRONZE

PLATING: GOLD PLATING ON MATING SURFACE.
[SEE PART NUMBER FOR THICKNESS]

50 μ" [1.27 MICRONS]

MIN. NICKEL UNDERPLATE

100 μ" [2.54 MICRONS]

MIN. MATTE TIN ON CONTACT TAILS.

SHIELD:

STAINLESS STEEL WITH TIN FINISH ON SOLDER TAIL

PART NUMBER: RJHSE-XE8X

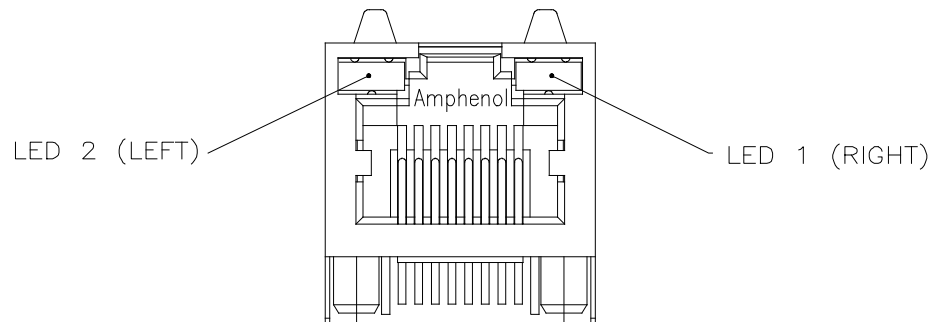
GOLD PLATING

REFER TO LED OPTIONS DRAWING
FOR ORDERING CODES

E=RJ45 FLAT CONTACT 6u"
G=RJ45 FLAT CONTACT 15u"
J=RJ45 FLAT CONTACT 30u"
5=RJ45 FLAT CONTACT 50u"

UNLESS SPECIFIED OTHERWISE		DRAWN	W.QIU	DATE	MAR 08/18
PRIMARY UNITS	INCH	CHECKED	L.CHAN		MAR 08/18
SECONDARY	MILLIMETER	M.E. APP'D			
REFERENCE IN PARENTHESES		Q.A. APP'D			
GENERAL TOLERANCES		DWG APPR.			
1 DECIMAL PLACE	±0.025	ENG. REL. NO.			
2 DECIMAL PLACES	±0.020	REF.			
3 DECIMAL PLACES	±0.015				
ANGULAR DEGREES	±1.0°				
		THIRD ANGLE PROJECTION			
		DO NOT SCALE DRAWING			

Amphenol Canada Corp. www.amphenolcanada.com			
TITLE HIGH SPEED RJ45 SINGLE-PORT CONNECTOR WITH LED'S AND SHIELD (OPEN FRONT, WITHOUT TABS) - RoHS COMPLIANT			
DWG. NO.		REV	
P-RJHSE-XE8X		A	
CODE ID NO. 03554	DWG SIZE: C	SCALE: N/A	SHEET 1 OF 1



TYPICAL FOR SINGLE &
MULTI-PORT

+ - (ANODE) + - (CATHODE)

EXAMPLE:

PART NUMBER RJHSE-538X

LED COLOR CODE

CODE	LED 2 (LEFT)	LED 1 (RIGHT)	CODE	LED 2 (LEFT)	LED 1 (RIGHT)	CODE	LED 2 (LEFT)	LED 1 (RIGHT)
0	BLOCKED	BLOCKED	9	GREEN	BLOCKED	J	BiC RD/GR	YELLOW
1	YELLOW	GREEN	A	BiC GR/YE	BiC GR/YE	K	YELLOW	BiC GR/OR
2	BLOCKED	GREEN	B	BiC RD/GR	BiC RD/GR	L	BiC GR/YE	RED
3	YELLOW	BLOCKED	C	BiC RD/GR	BiC GR/YE	M	RED	YELLOW
4	GREEN	YELLOW	D	GREEN	BiC GR/YE	N	BiC GR/RD	BiC GR/YE
5	GREEN	GREEN	E	YELLOW	BiC GR/YE	P	GREEN	BiC RD/GR
6	YELLOW	YELLOW	F	BiC GR/YE	YELLOW	R	BiC GR/OR	GREEN
7	RED	GREEN	G	BiC GR/OR	BiC GR/OR	T	RED	RED
8	GREEN	RED	H	BiC GR/YE	GREEN	V	BiC RD/GR	GREEN
						W	ADDITIONAL	OPTIONS

EXAMPLE OF ADDITIONAL LED OPTIONS:

PART NUMBER RJHSE-538W-01Y

ADDITIONAL LED COLOR CODE

DENOTES ADDITIONAL LED OPTIONS TO BE USED

CODE	LED 2 (LEFT)	LED 1 (RIGHT)	CODE	LED 2 (LEFT)	LED 1 (RIGHT)	CODE	LED 2 (LEFT)	LED 1 (RIGHT)
0	DO NOT USE		5	BLOCKED	YELLOW	E	BiC GR/YE	BiC GR/RD
1	RED	BLOCKED	6	RED	BiC RD/GR	A	LOWC YE	LOWC YE
2	BiC GR/OR	YELLOW	7	BLOCKED	BiC RD/GR	B	LOWC YE	LOWC GR
3	YELLOW	RED	8	BiC RD/GR	BLOCKED	C	LOWC GR	LOWC YE
4	BLOCKED	RED	9	BiC GR/YE	BLOCKED	D	LOWC GR	LOWC GR
			N	BLUE	RED	M	LOWC RD	LOWC YE

REVISIONS				
SYM	ZONE	ECN, ERN NO.	DATE	APPRD.
B		ADD LED CODE N	AUG16/12	L.C
C		UPDATE RoHS STAMP	AUG30/13	L.C
D		UPDATE SPEC.	MAY07/14	L.C
E		UPDATE SPEC.	APR19/17	L.CHAN

LED SPECIFICATIONS:

FORWARD VOLTAGE: 2.1 VOLTS TYP.

REVERSE VOLTAGE: 5.0 VOLTS MIN.

LUMINOUS INTENSITY: 0.5 mCd MIN.

(AT If=2mA)

OPERATING TEMPERATURE: -55° TO 85° C

LEAD SOLDERING TEMPERATURE: 260° C

(5 SEC, 1/16" FROM CASE)

PLATING ON TAILS: TIN OR TIN/COPPER
ALLOY OVER SILVER

PRIMARY COLOR FOR BI-COLOR

LEDS IN STANDARD ANODE/

CATHODE CONFIGURATION IS:

RED-GREEN= RED

RED-YELLOW= RED

GREEN-YELLOW= GREEN

GREEN-ORANGE= GREEN

LEGEND

BiC=BI-COLOR LED

LOWC=LOW CURRENT LED

YE=YELLOW

GR=GREEN

RD=RED

OR=ORANGE

NOTE:

THE TWO DIGITS PRECEDING THE
ADDITIONAL LED CODE MUST BE
USED IN THE PART NUMBER, WHEN
ORDERING ANY OF THE ADDITIONAL
LED OPTIONS.

DRAWN K. LAMBIE		DATE SEP21/04		Amphenol Canada Corp.					
DESIGNED									
CHECKED				TITLE LED OPTIONS FOR RJHSE, SINGLE OR MULTI-PORT CONNECTORS — RoHS COMPLIANT					
I. E. APPRD.									
Q. A. APPRD.									
DWG. APPRD.									
ENG. REL. NO.				DWG		DRAWING NO. P-RJHSE-LEDS		REV. E	
REF.									
DIMENSIONS ARE IN INCHES [mm]		CODE ID. NO. 03554		SCALE		WT. _____		SURF. _____	
						SHEET 1 OF 1			

THIS DOCUMENT CONTAINS PROPRIETARY INFORMATION AND SUCH INFORMATION
MAY NOT BE DISCLOSED TO OTHERS FOR ANY PURPOSE OR USED FOR MANUFACTURING
PURPOSES WITHOUT WRITTEN PERMISSION FROM AMPHENOL CANADA CORP.