Barrier Blocks
Marker Strips
Series 164

.375" (9.53mm) Density
Screw Terminal

CINCH



Features

- Interposing barriers between terminals yield higher electrical ratings and provide additional protection against frayed wire shorting
- All barrier terminal blocks can be equipped with binder head screws only, or with binder head screws and ¾W terminals, or with binder head screws and Y terminals
- Marker strips identify terminal positions, insulate exposed portions of terminals from conductive mounting surfaces
- Marker strips are .031" (.79mm) thick flame retardant material
- One-eighth inch white numerals are standard
- UL Recognized—file E61245
- CSA—LR 31996

Performance Data

Materials

Insulation Material: Molded monoblock, general purpose phenolic, black

Eyelet Material: Brass

Eyelet Plating: Nickel

Screw Material: Steel

Screw Plating: Nickel over copper flash

Solder Terminal Material: Brass

Solder Terminal Plating: Tin

Electrical Characteristics

Operating Voltage: 125 volts

Voltage Rating Without Marker Strip: 1100 VAC rms maximum

Voltage Rating With Marker Strip: 2000 VAC rms maximum

Current Rating: 15 Amps maximum

Maximum Watts Per Terminal: 3750

Mechanical Characteristics

Maximum Wire Size: #14

Screw Size: 6–32 x ¼", binder head

Barrier: Regular

Marker Mounting: Bottom

Standard Number of Terminals: 1–21

Environmental Characteristics

Operating Temperature: –55°F to +300°F



3/4W Y

Accessories

Accessories for barrier terminal blocks are described on pages 98–101.

Dimensions

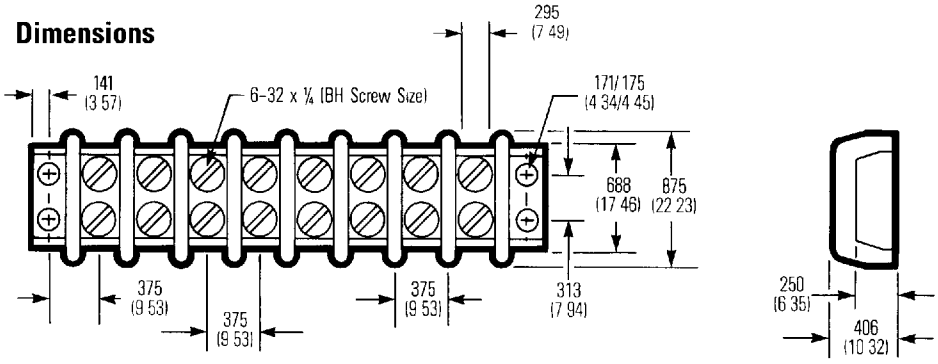

Ordering Information

Barrier Block

11 – **164** – **3/4W**

- **11** — **No. of Contacts** 1 thru 21
- **164** — **Series Identifier** **164** = 164 Series
- **3/4W** — **Termination Type** **No Entry** = Screw; **3/4W** = Screw with 3/4W Terminal; **Y** = Screw with Y Terminal

Marker Strip

MS – **11** – **140** – **Y**

- **MS** — **Series Prefix** **MS** = Marker Strip
- **11** — **Number of Barrier Block Contacts** 2 thru 21
- **140** — **Barrier Block Series Identifier** **140** = Use with 140 Series or 164 Series Barrier Block
- **Y** — **Barrier Block Termination (Optional)** **No Entry** = For use with Screw or 3/4W Terminal; **Y** = Y Terminal

9005379 0000174 TT6