

FBT Coupler

Three Window Wideband Coupler

➔ Specifications (50/50)

Parameter	Premium	A Grade
Operating Wavelength Range	1260-1360 nm, 1480-1550 nm, 1535-1570 nm	
Insertion Loss	≤ 3.6 dB	≤ 3.8 dB
Uniformity	≤ 0.7 dB	≤ 1.0 dB
Return Loss	≥ 55 dB (1x2) ≥ 65 dB (2x2)	
PDL	≤ 0.15 dB	≤ 0.2 dB
TDL	≤ 0.2 dB (-10°C ~ +75°C) ≤ 0.35 dB (-40°C ~ +85°C)	
Operating & Storage Temperature	- 40° C ~ + 85° C	
Package Dimensions	Light Duty (B)	3.0mm (Φ) x 55.0mm (L)
	Medium Duty (L)	3.0mm (Φ) x 60.0mm (L)
	Heavy Duty (K, R)	100.0mm x 12.0mm x 8.0mm

➔ Tap Coupler

Coupling Ratio	Premium	A Grade
40/60	4.7/2.7 dB	5.0/2.5 dB
30/70	6.0/1.9 dB	6.4/2.2 dB
20/80	7.9/1.2 dB	8.5/1.4 dB
10/90	11.3/0.6 dB	12.7/0.8 dB
5/95	15.0/0.4 dB	16.0/0.5 dB
1/99	23.5/0.3 dB	25/0.4 dB

➔ Tree Couplers

*Port #	Max IL		Uniformity	
	Premium	A Grade	Premium	A Grade
1 x 4	7.2 dB	7.6 dB	1.3 dB	1.8 dB
1 x 8	11.0 dB	11.3 dB	2.0 dB	2.4 dB
1 x 16	14.4 dB	15.2 dB	2.7 dB	3.2 dB
1 x 32	18.1 dB	19.0 dB	3.4 dB	4.2 dB







*Other port numbers upon request.

Note1: All values specified are without connectors.

Note2: Higher performance specifications are available upon request.

Note3: Fiber Type – Corning SMF-28e.

➔ Ordering Information

T W C						
	Port Number	Grade	Coupling Ratio	Fiber Length	Pigtail Style	Connector
	12: 1 x 2 14: 1 x 4 18: 1 x 8 16: 1 x 16 32: 1 x 32	P: Premium A: A Grade	xy % : xy %	1: 1 meter 2: 2 meter S: Special	(=Package style) B: bare fiber L: 900 μm loose tube K: 2mm cable R: 3mm cable	0: None 1: FC/PC 2: FC/APC 3: SC/PC 4: SC/APC 5: FC/SPC 6: SC/SPC 7: LC/UPC 8: LC/SPC 9: Special A: FC/UPC B: SC/UPC C: ST