


REV. Status
PRELIMINARY
03/07/01 LL

HOME PNA ISOLATION TRANSFORMER

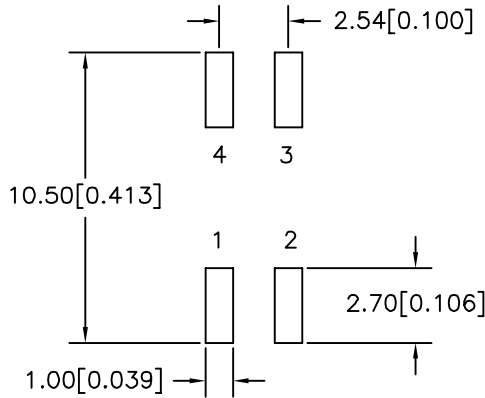
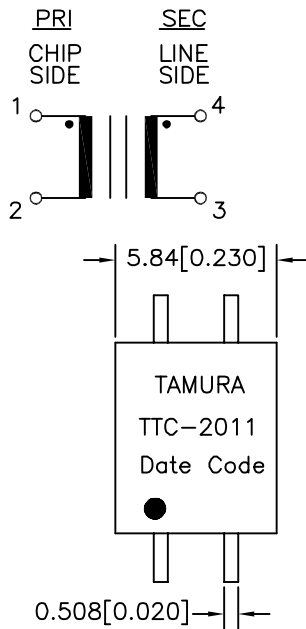
- Designed for 10Mbps Home Phone Line Networks
- Surface Mount Device withstands IR reflow profile process
- Complies with UL 1950
- Meets FCC Part 68



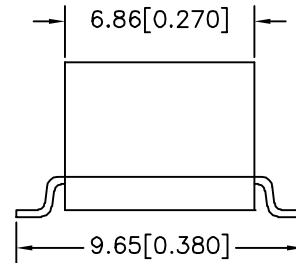
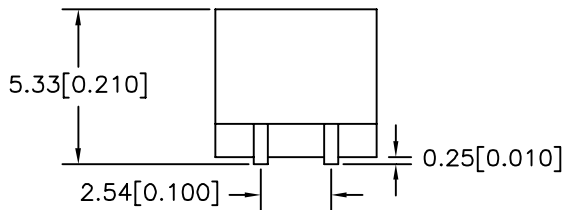
MODEL NUMBER
TTC-2011

PRELIMINARY

Electrical Specification	PNA	Tolerance	Condition
Turns Ratio	1:1	±2%	(1-2) : (4-3)
OCL (uH)	250	Min	100KHz, 0.1Vrms, (1-2)
Leakage Inductance (uH)	2	Max	100KHz, 0.1Vrms, (1-2), (4-3 SC)
Interwinding Capacitance (pF)	12	Max	From primary to secondary
DC Resistance (Ω)	0.5	Max	(1-2), (4-3)
Dielectric Rating Voltage (Hipot) (Vrms)	1500	Min	For one minute



Recommended Solder Pad Layout



NOTE: Unless otherwise specified, all dimensions are mm[in] with tolerance of ±0.25[0.010]

PREPARED BY:

D. Rund

ENGINEER:

L. Le

QUALITY CONTROL:

D. Kelley

APPROVED:

J. Coleman

DWG CONTROL NO.
P-A1-12739
ACAD\TTC\A1127391.DWG

REV
PRE

HOME PNA
ISOLATION TRANSFORMER

TAMURA CORPORATION OF AMERICA
43352 BUSINESS PARK DRIVE, TEMECULA, CA. 92590-6624
(909) 699-1270 FAX 9096769482

TTC-2011

MODEL SPECIFICATION

DIM: mm(In) SCL: 4/1 SH: 1 OF 1

PROPRIETARY NOTICE: THIS DRAWING PRINT OR DOCUMENT AND SUBJECT MATTER DISCLOSED HEREIN ARE PROPRIETARY ITEMS TO WHICH TAMURA RETAINS THE EXCLUSIVE RIGHT OF DISSEMINATION, REPRODUCTION, MANUFACTURE AND SALE. THIS DRAWING, PRINT OR DOCUMENT IS SUBMITTED IN CONFIDENCE FOR CONSIDERATION BY THE RECIPIENT ALONE UNLESS PERMISSION FOR FURTHER DISCLOSURE IS EXPRESSLY GRANTED IN WRITING.