

TYPES YCA-R-N & YCAK-R-N

Compression Terminals for Aluminum, ACSR, 6201, 5005, Compressed and Compact Conductors

Aluminum compression HYLUG™ for terminating jumper loops and equipment taps at switchpads and other substation apparatus, or to YDW-R deadends. NEMA standard mounting holes. Installed with same dies as equivalent full-tension sleeves. Pre-filled with PENETROX™ joint compound.

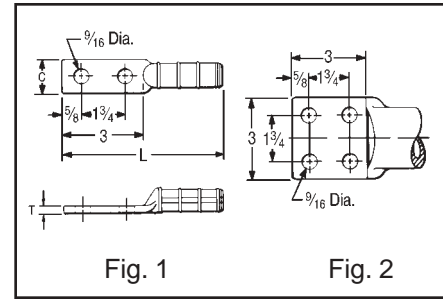


Fig. 1

Fig. 2

E-84

CATALOG NUMBER	CONDUCTOR		FIG. NO.	C	L	T	DIE INDEX	TOOLS, DIE SET CATALOG NO., & (NUMBER OF CRIMPS)					
	ACSR, 6201, 5005	ALUMINUM						MD7, MD6	Y35, Y750	Y45	Y46	Y48B	Y60BHU
YCA4R-2N	4	4 (7)	1	1-1/4	5-5/8	1/4	237	W237 (3)	U237 (2)	†	‡	—	—
YCA2R-2N	2	2 (7)					239	W239 (3)	U239 (2)	†	‡	—	—
YCA25R-2N	1/0	1/0 (7, 19)	2	3	6-7/8	3/8	KS18, BG, or	BG (8) W-BG (4)*	U-BG (4)	†	‡	—	—
YCAK25R-4N							243, 8A	U243 (2)	U243 (2)	†	‡	C243 (2)	L243 (1)
YCA26R-2N	2/0	2/0 (7, 19)	1	1	6-3/8	1/4	245, 9A	W245 (4)	U245 (2)	†	‡	C245 (2)	L245 (1)
YCA27R-2N	3/0 - 110.8 (12-7)	3/0 (7, 19)					247	W247 (6)	U247 (3)	†	‡	C247 (3)	L247 (2)
YCA28R-2N	4/0 (6-1, 6-7)	4/0 (7, 19)	2	3	7-3/8	3/8	K840, 249	W249 (6)	U249 (3)	†	‡	C249 (1)	L249 (2)
YCAK28R-4N							11A	—	†	‡	—	—	
YCA30R-2N	266.8	266.8 (7, 19)	1	1-1/2	6-3/4	3/8	251	—	U251 (4)	†	‡	C251 (2)	L251 (2)
YCAK30R-4N	(18-1, 6-7, 26-7)						2	3	7-3/8	—	—	†	‡
YCA321R-2N	336.4 (18-1)	336.4 (19) - 350 (19, 37, 61)	1	1-1/2	7	3/8	321	—	U321 (4)	†	‡	C321 (2)	L321 (2)
YCAK321R-4N	2						3	7-1/8	—	—	—	†	‡
YCA33R-2N	336.4 (26-7, 30-7)	397.5 (19)	1	1-5/8	7-1/4	3/8	316	—	U316 (4)	†	‡	C316 (2)	L316 (2)
YCAK33R-4N	397.5 (18-1)						2	3	7-3/8	—	—	†	‡
YCA35R-2N	397.5 (26-7, 30-7)	477 (19, 37) - 500 (37, 61)	1	1-7/8	7-1/2	3/8	317	—	U317 (4)	†	‡	C317 (2)	L317 (2)
YCAK35R-4N							2	3	7-3/8	—	—	—	†
YCA361R-2N	477 (18-1)	500 (37, 61)	1	1-7/8	7-5/8	7/16	327	—	U327 (4)	†	‡	C327 (2)	L327 (2)
YCAK361R-4N							2	3	—	—	—	—	†
YCA37R-2N	556.5 (18-1)	556.5 (19, 37)	1	2	8-1/8	3/8	261	—	U261 (5)	†	‡	C261 (2)	L261 (2)
YCAK37R-4N	477 (24-7, 26-7, 30-7)						2	3	—	—	—	†	‡
YCA39R-2N	556.5 (24-7, 26-7)	—	1	2-1/8	8-3/8	1/2	608	—	U608 (6)	†	‡	C608 (2)	L608 (2)
YCAK39R-4N							2	3	—	—	—	—	†
YCAK361A-4N	—	636 (37)	2	3	8-1/8	1/2	469	—	—	S469 (6)	P469 (6)	C469 (2)	L469 (2)

* Multiple crimp die set; makes more than one crimp per tool compression. Figure indicates number of compressions.

† U Die with adapter PT-6515.

‡ U Die with adapter PUADP-1.

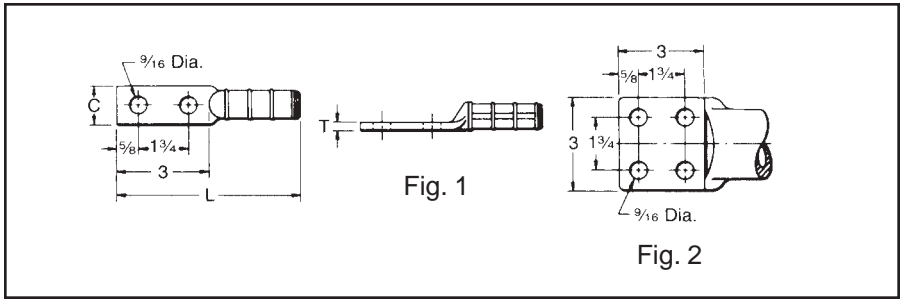
YCA HYLUGS™ are made from heavy walled tubing. YCA4R-2N, YCA2R-2N and all YCAK HYLUGS™ are cast aluminum alloy.

(Table continued on next page.)

TYPES YCA-R-N & YCAK-R-N

(Continued)

Compression Terminals for Aluminum, ACSR, 6201, 5005, Compressed and Compact Conductors



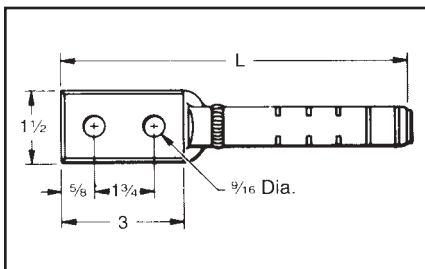
CATALOG NUMBER	CONDUCTOR		FIG. NO.	C	L	T	DIE INDEX	TOOLS, DIE SET CATALOG NO., & (NO. OF CRIMPS)			
	ACSR, 6201, 5005	ALUMINUM						Y45	Y46	Y48B	Y60BHU
YCA43R-2N	605 (30-19)	795 (37, 61)	1	2-1/2	10-1/4	3/4	292 or 319	S292 (6)	P292 (6)	C292 (3)	L292 (3)
YCAK43R-4N	636 (24-7, 26-7, 30-19) 666.6 (24-7)	700 (61) 750 (61)						2	3	9-5/8	S319 (6)
YCA391A-2N	—	795 (37)	1	2-3/8	10-1/8	5/8	342	S342 (6)	P342 (6)	C342 (3)	L342 (3)
YCAK391A-4N	—	750 (61)						2	3	9-7/8	S292 (6)
YCAK453R-4N	795 (36-1) 715.5 (26-7) 795 (45-7)	—	1	2-3/8	11	5/8	342	S292 (6)	P292 (6)	C292 (6)	L292 (3)
YCA44A2NG2	—	1000						2	3	9-5/8	S342 (6)
YCA45R-2N	795 (26-7, 54-7)	900 (61, 91)	1	2-1/2	10-1/4	5/8	352	S352 (6)	P352 (6)	C352 (3)	L352 (3)
YCAK45R-4N		954 (37, 61) 1000 (61)						—	2	3	10
YCA48R-4N	900 (54-7) 954 (54-7) (45-7) 1033.5 (45-7) (36-1)	—	2	3	10-1/4	5/8	422	—	—	C575 (3)	L575 (3)
YCA441A-4N	—	1033.5 (37, 61) - 113 (61)								—	—
YCA451A-4N	1113 (54-19)	1272 (61)	—	—	—	—	—	—	—	—	—

E-85

TYPE YNA-M-T

Compression Terminal for Alumoweld and EHS Steel

Compression terminal for joining Alumoweld and EHS steel to YTW-M-T or YTW-E dead-end. Installed with same dies as equivalent full tension splice and deadend. Barrel is pre-filled with PENETROX™ joint compound and capped.



CATALOG NUMBER	CONDUCTOR		L	TOOLS, DIE SETS, & (NUMBER OF CRIMPS)		
	ALUMOWELD	EHS STEEL		DIE INDEX	Y35, Y750, Y45†, Y46‡	Y60BHU**
YNA7M10T	7 #10, 3 #7	5/16" 7 Str.	8-1/2	676 or 721	U676 (4)	— L721
YNA7M9T	7 #9, 3 #6	—	8-3/4	677	U677 (5)	—
YNA7M8T	7 #8, 3 #5	3/8" 7 Str.	9-3/4	668 or 723	U688 (7)	— L723
YNA7M7T	7 #7	7/16" 7 Str.	9-7/8	678 or 726	U678 (10)	— L726
YNA7M6T	7 #6	1/2" 7 Str.	9-3/4	679 or 726	U679 (11)	— L726

* Overlap crimps.
† U Die with adapter PT-6515.
‡ U Die with adapter PUADP-1.