

## DATA SHEET

### METAL OXIDE VARISTOR – 20Φ SERIES

#### FEATURE

- ✧ Wide operating voltage ( $V_{1mA}$ ) range from 18V to 1800V.
- ✧ Fast responding to transient over-voltage.
- ✧ Large absorbing transient energy capability.
- ✧ Low clamping ratio and no follow-on current.
- ✧ Meets MSL level 1, per J-STD-020



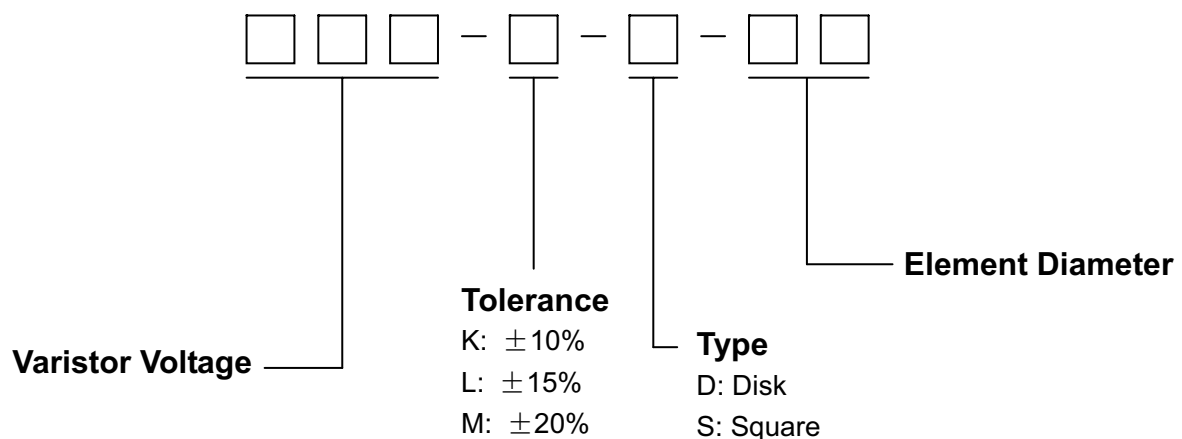
#### APPLICATION

- ✧ Transistor, diode, IC, thyristor or triac semiconductor protection.
- ✧ Surge protection in consumer electronics.
- ✧ Surge protection in industrial electronics.
- ✧ Surge protection in electronic home appliances, gas and petroleum appliances.
- ✧ Relay and electromagnetic valve surge absorption.

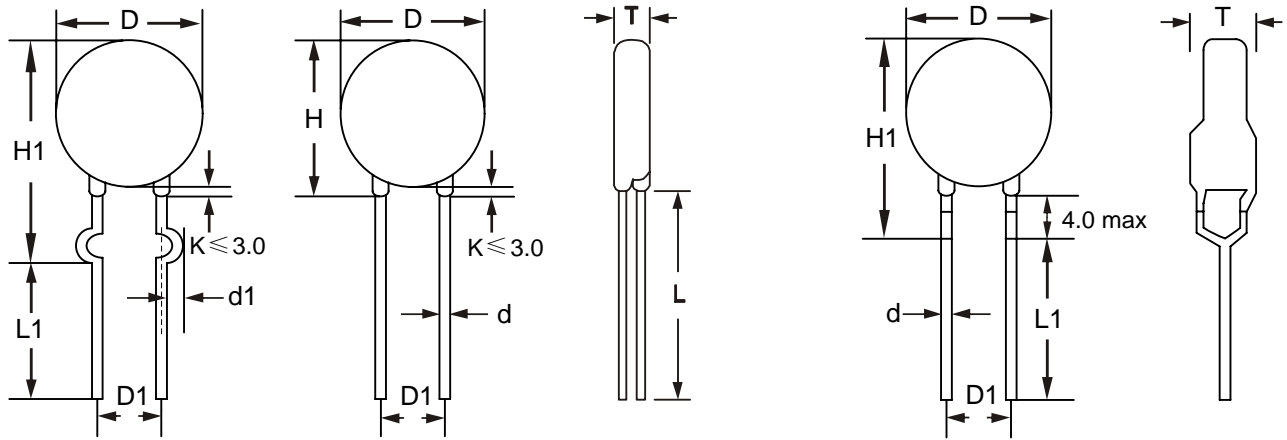
#### GENERAL CHARACTERISTICS DEFINITION

- ✧ Operating Temperature:  $-40^{\circ}\text{C} \sim +85^{\circ}\text{C}$
- ✧ Storage Temperature:  $-40^{\circ}\text{C} \sim +125^{\circ}\text{C}$

#### PART NUMBER CODE



**PACKAGE DIMENSIONS**



F TYPE

TABLE 1	
unit:mm	
Symbol	Dimensions
H(max.)	26.5
H1(max.)	28.0
L(min.)	20.0
L1(min.)	15.0
D(max.)	23.0
D1	7.5±0.8/10.0±1.0
T(max.)	TABLE 2
d(±0.05)	0.8/1.0
d1(±0.4)	1.4/1.6

TABLE 2			
unit:mm			
Model	T(Max.)	Model	T(Max.)
180K	4.35	361K	5.38
220K	4.44	391K	5.55
270K	4.59	431K	5.77
330K	4.80	471K	5.99
390K	4.56	511K	6.21
470K	4.77	561K	6.48
560K	5.02	621K	6.81
680K	5.32	681K	7.14
820K	4.48	751K	7.53
101K	4.65	781K	7.69
121K	4.80	821K	7.91
151K	4.52	911K	8.17
181K	4.66	102K	8.64
201K	4.76	112K	9.16
221K	4.84	122K	9.69
241K	4.95	142K	11.26
271K	5.00	162K	11.78
301K	5.05	182K	12.83
331K	5.22		

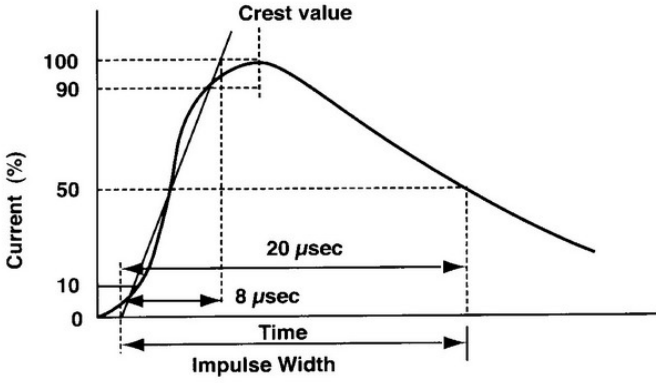
**ELECTRICAL CHARACTERISTIC**

Part Number		Maximum Allowable Voltage		Varistor Voltage	Maximum Clamping Voltage		Withstanding Surge Current		Maximum Energy (10/1000μs)		Rated Power	Typical Capacitance (Reference)
Standard	High Surge	V <sub>AC</sub> (V)	V <sub>DC</sub> (V)	V <sub>1mA</sub> (V)	I <sub>P</sub> (A)	V <sub>C</sub> (V)	I(A) Standard	I(A) High Surge	(J) Standard	(J) High Surge	(W)	@1KHZ(pf)
180KD20	180KD20J	11	14	18(15~21.6)	20	36	2000	3000	11	13	0.2	28500
220KD20	220KD20J	14	18	22(19.5~26)	20	43	2000	3000	14	16	0.2	18500
270KD20	270KD20J	17	22	27(24~31)	20	53	2000	3000	16	19	0.2	13000
330KD20	330KD20J	20	26	33(29.5~36.5)	20	65	2000	3000	23	24	0.2	11500
390KD20	390KD20J	25	31	39(35~43)	20	77	2000	3000	26	28	0.2	8500
470KD20	470KD20J	30	38	47(42~52)	20	93	2000	3000	30	34	0.2	7400
560KD20	560KD20J	35	45	56(50~62)	20	110	2000	3000	41	41	0.2	6500
680KD20	680KD20J	40	56	68(61~75)	20	135	2000	3000	46	49	0.2	5800
820KD20	820KD20J	50	65	82(74~90)	100	135	6500	10000	38	56	1.0	4900
101KD20	101KD20J	60	85	100(90~110)	100	165	6500	10000	45	70	1.0	4000
121KD20	121KD20J	75	100	120(108~132)	100	200	6500	10000	55	85	1.0	3300
151KD20	151KD20J	95	125	150(135~165)	100	250	6500	10000	70	106	1.0	2700
181KD20	181KD20J	115	150	180(162~198)	100	300	6500	10000	85	130	1.0	2200
201KD20	201KD20J	130	170	200(180~220)	100	340	6500	10000	95	140	1.0	2000
221KD20	221KD20J	140	180	220(198~242)	100	360	6500	10000	100	155	1.0	1800
241KD20	241KD20J	150	200	240(216~264)	100	395	6500	10000	108	168	1.0	1650
271KD20	271KD20J	175	225	270(243~297)	100	455	6500	10000	127	190	1.0	1500
301KD20	301KD20J	190	250	300(270~330)	100	500	6500	10000	136	210	1.0	1300
331KD20	331KD20J	210	275	330(297~363)	100	550	6500	10000	150	228	1.0	1200
361KD20	361KD20J	230	300	360(324~396)	100	595	6500	10000	163	255	1.0	1100
391KD20	391KD20J	250	320	390(351~429)	100	650	6500	10000	180	275	1.0	1000
431KD20	431KD20J	275	350	430(387~473)	100	710	6500	10000	190	305	1.0	930
471KD20	471KD20J	300	385	470(423~517)	100	775	6500	10000	220	350	1.0	850
511KD20	511KD20J	320	415	510(459~561)	100	845	6500	10000	220	360	1.0	780
561KD20	561KD20J	350	460	560(504~616)	100	925	6500	10000	220	380	1.0	710
621KD20	621KD20J	385	505	620(558~682)	100	1025	6500	10000	220	390	1.0	650
681KD20	681KD20J	420	560	680(612~748)	100	1120	6500	10000	230	400	1.0	600
751KD20	751KD20J	460	615	750(675~825)	100	1240	6500	10000	255	420	1.0	530
781KD20	781KD20J	485	640	780(702~858)	100	1290	6500	10000	265	440	1.0	510
821KD20	821KD20J	510	670	820(738~902)	100	1355	6500	10000	282	460	1.0	500
911KD20	911KD20J	550	745	910(819~1001)	100	1500	6500	10000	310	510	1.0	440
102KD20	102KD20J	625	825	1000(900~1100)	100	1650	6500	10000	342	565	1.0	400
112KD20	112KD20J	680	895	1100(990~1210)	100	1815	6500	10000	383	620	1.0	360
122KD20	122KD20J	750	990	1200(1080~1320)	100	1980	6500	10000	408	660	1.0	350
142KD20	142KD20J	880	1140	1400(1260~1540)	100	2310	6500	10000	532	784	1.0	340
162KD20	162KD20J	1000	1280	1600(1440~1760)	100	2640	6500	10000	606	896	1.0	330
182KD20	182KD20J	1100	1465	1800(1620~1980)	100	2970	6500	10000	625	990	1.0	320


The tolerance of varistor voltage between 18V and 27V is more than 10%.

Varistor voltage ≥ 1200V, structure diagram is F type.

**ELECTRICAL RATINGS**

Item	Test Condition/Description	Requirement																									
Varistor Voltage	The voltage between two terminals with the specified measuring current 1mA.DC applied is call Vb.																										
Maximum Allowable Voltage	The recommended maximum sine wave voltage (RMS) or the maximum DC voltage can be applied continuously.																										
Maximum Clamping Voltage	<p>The maximum voltage between two terminals with the specification standard impulse current. Applied waveform: 8/20μsec.</p> 	To meet the specified value																									
Rated Wattage	The maximum average power that can be applied within the specified ambient temperature.																										
Energy	The maximum energy within the varistor voltage change of ±10% when one impulse of 10/1000μsec. or 2 msec. is applied.																										
Withstanding Surge Current	The maximum current within the varistor voltage change of ±10% with the standard impulse current (8/20μsec.) applied one time.																										
Varistor Voltage Temp. Coefficient	$\frac{V_b \text{ at } 20^\circ\text{C} - V_b \text{ at } 70^\circ\text{C}}{V_b \text{ at } 20^\circ\text{C}} \times \frac{1}{50} \times 100 (\% \text{ } ^\circ\text{C})$	0.05% / °C max																									
Surge Life	<p>The change of Vb shall be measured after the impulse listed below is applied 10,000 times continuously with the interval of ten seconds at room temperature.</p> <table border="1" data-bbox="395 1451 1244 1975"> <tbody> <tr> <td rowspan="2">5Φ series</td> <td>180K to 680K</td> <td>10A (8/20μsec.)</td> </tr> <tr> <td>820K to 751K</td> <td>20A (8/20μsec.)</td> </tr> <tr> <td rowspan="2">7Φ series</td> <td>180K to 680K</td> <td>25A (8/20μsec.)</td> </tr> <tr> <td>820K to 821K</td> <td>50A (8/20μsec.)</td> </tr> <tr> <td rowspan="2">10Φ series</td> <td>180K to 680K</td> <td>50A (8/20μsec.)</td> </tr> <tr> <td>820K to 112K</td> <td>100A (8/20μsec.)</td> </tr> <tr> <td rowspan="2">14Φ series</td> <td>180K to 680K</td> <td>75A (8/20μsec.)</td> </tr> <tr> <td>820K to 182K</td> <td>150A (8/20μsec.)</td> </tr> <tr> <td rowspan="2">20Φ series</td> <td>180K to 680K</td> <td>100A (8/20μsec.)</td> </tr> <tr> <td>820K to 182K</td> <td>200A (8/20μsec.)</td> </tr> </tbody> </table>	5Φ series	180K to 680K	10A (8/20μsec.)	820K to 751K	20A (8/20μsec.)	7Φ series	180K to 680K	25A (8/20μsec.)	820K to 821K	50A (8/20μsec.)	10Φ series	180K to 680K	50A (8/20μsec.)	820K to 112K	100A (8/20μsec.)	14Φ series	180K to 680K	75A (8/20μsec.)	820K to 182K	150A (8/20μsec.)	20Φ series	180K to 680K	100A (8/20μsec.)	820K to 182K	200A (8/20μsec.)	$\frac{\Delta V_b}{V_b} \leq \pm 10\%$
5Φ series	180K to 680K		10A (8/20μsec.)																								
	820K to 751K	20A (8/20μsec.)																									
7Φ series	180K to 680K	25A (8/20μsec.)																									
	820K to 821K	50A (8/20μsec.)																									
10Φ series	180K to 680K	50A (8/20μsec.)																									
	820K to 112K	100A (8/20μsec.)																									
14Φ series	180K to 680K	75A (8/20μsec.)																									
	820K to 182K	150A (8/20μsec.)																									
20Φ series	180K to 680K	100A (8/20μsec.)																									
	820K to 182K	200A (8/20μsec.)																									

**MARKING CODE**



- ① Brightking Logo
- ② Varistor Voltage
- ③ UL Accreditation Logo
- ④ CSA Accreditation Logo
- ⑤ VDE Accreditation Logo
- ⑥ "J" is High Surge Code, not "J" is Standard Surge
- ⑦ Disk Size
- ⑧ "H" is Halogen Free Code, not "H" is Halogen
- ⑨ Date Code
- ⑩ Product Line Code