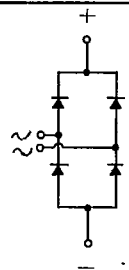
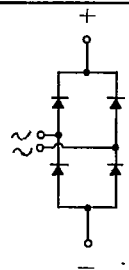
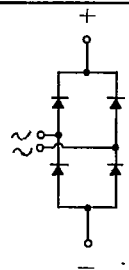
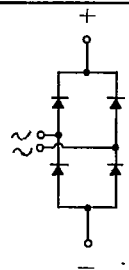
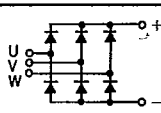
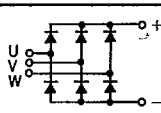


モジュール (Modules)

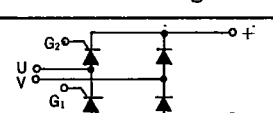
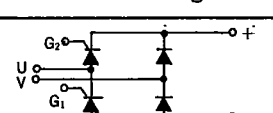
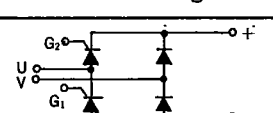
●単相全波整流ダイオードブリッジ Single-Phase Bridge Rectifiers

Type	V _{RRM} (V)	推奨交流入力電圧 (V)RMS	I _{F(AV)} (A)	I _{FSM} (A)	T _j (°C)	Connection Diagram	Package	Note			
M4C-1	200	70	1.2	30	-40		④③				
M4E-1	400	140			~						
M4G-1	600	210			+130						
M4B-32	100	35	3	100	-40			④④			
M4C-32	200	70			~						
M4E-32	400	140			+150						
M4B-52	100	35	5	150	-40				④⑤		
M4C-52	200	70			~						
M4E-52	400	140			+150						
M4C-6	200	70	6	120	-40					④⑥	
M4E-6	400	140			~						
M4G-6	600	210			+135						

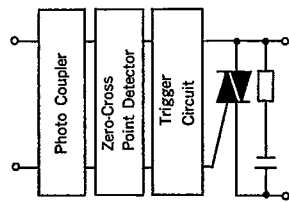
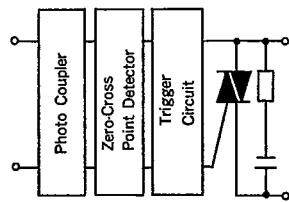
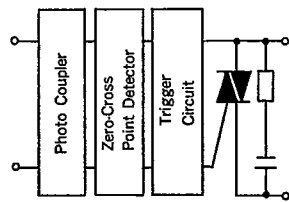
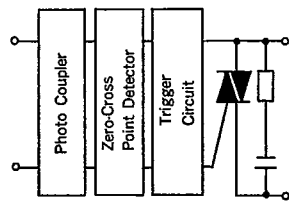
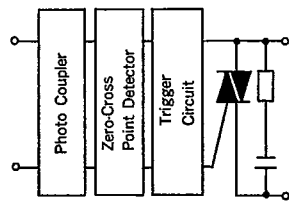
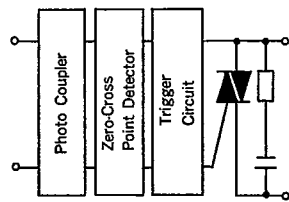
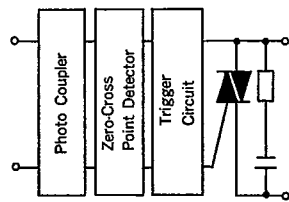
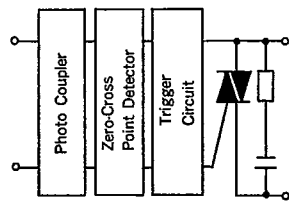
●三相全波整流ダイオードブリッジ Three-Phase Bridge Rectifiers

Type	V _{RRM} (V)	推奨交流入力電圧 (V)RMS	I _{F(AV)} (A)	I _{FSM} (A)	T _j (°C)	Connection Diagram	Package	Note			
MDB20B4	400	140	20	350	-40		④⑦				
MDB20B6	600	210			~						
MDB30A4	400	140	30	600	+125					④⑦	
MDB30A6	600	210			~						

●混合ブリッジ Thyristor-Diode Bridge Rectifiers

Type	V _{RRM} (V)	I _{T(AV)} (A)	I _{TSM} (A)	T _j (°C)	Connection Diagram	Package	Note
MEB20A4	400	20	200	-40 ~ +125		⑤③	
MEB20A6	600						
MEB30A4	400	30	250				
MEB30A6	600						
MEB20B4	400	20	200				
MEB20B6	600						
MEB30B4	400	30	250				
MEB30B6	600						
MEB20C4	400	20	200				
MEB20C6	600						
MEB30C4	400	30	250				
MEB30C6	600						

●ソリッドステートリレー Solid State Relay

Type	V _{RRM} (V)	I _{T(RMS)} (A)	I _{TSM} (A)	T _{OP} (°C)	Connection Diagram	Package	Note		
NFZ2A4A1	400	2	27	-30 ~ +80		⑤④			
NFZ2A6A1	600								
NFM5A4A1	400	5	80						
NFM5A6A1	600								
NFM10A4A1	400	10	95						
NFM10A6A1	600								
NFM16A4A1	400	16	150						
NFM16A6A1	600								
NFZ2B4A1	400	2	27		-30 ~ +80		⑤④		
NFZ2B6A1	600								
NFM5B4A1	400	5	80						
NFM5B6A1	600								
NFM10B4A1	400	10	95						
NFM10B6A1	600								
NFM16B4A1	400	16	150						
NFM16B6A1	600								