

Common Mode Choke for Telecom Application

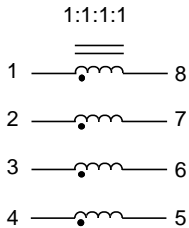
EPA3284G

- Designed for 4-Wire Links, such as ISDN-S/T and T1/E1/CEPT •
- High Frequency Chokes for EMI Reduction •
- Operating Temperature : 0°C to +70°C •

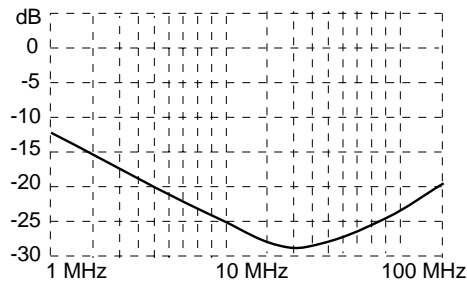
Electrical Parameters @ 25° C

OCL (μH Min.)		Interwinding Capacitance (pF Max.)	Leakage Inductance (μH Max.)	Hipot (Vrms)	DCR (Ω Max.)
@ 100 KHz 0.1 Vrms +25°C	@ 100 KHz 0.1 Vrms -40°C	@ 100 KHz 0.1 Vrms	@ 100 KHz 0.1 Vrms		
47	27	20	0.18	500	0.40

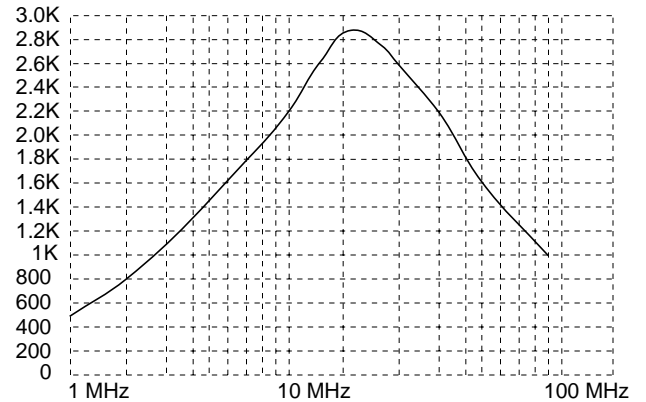
Schematic



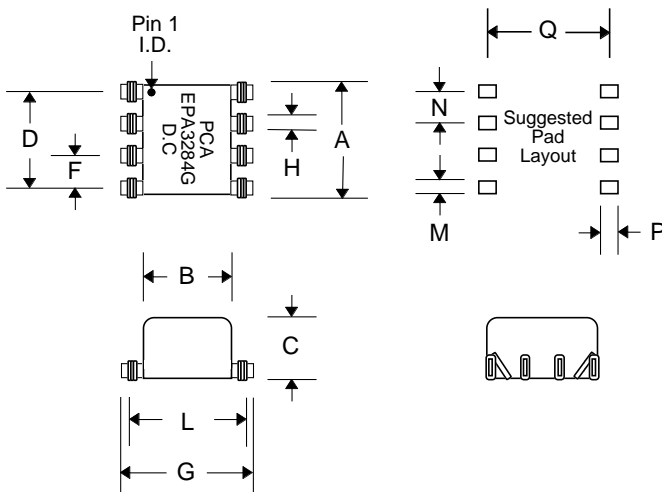
Typical Common Mode Attenuation



Typical Impedance



Package



Dimensions

Dim.	(Inches)			(Millimeters)		
	Min.	Max.	Nom.	Min.	Max.	Nom.
A	.340	.360	.350	8.64	9.14	8.90
B	.250	.270	.260	6.35	6.86	6.60
C	---	.098	---	---	2.49	---
D	---	---	.300	---	---	7.62
F	---	---	.100	---	---	2.54
G	.320	.340	.330	8.43	8.64	8.38
H	---	.040	---	---	1.02	---
L	---	---	.270	---	---	7.87
M	---	---	.070	---	---	1.78
N	---	---	.100	---	---	2.54
P	---	---	.050	---	---	1.27
Q	---	---	.270	---	---	6.86