THIS DRAWING IS UNPUBLISHED.
QUESTO DISEGNO NON DEVE ESSERE DIVULGATO O RIPRODOTTO
RELEASED FOR PUBLICATION ,19 .
E' CONSENTITA LA DIVULGAZIONE
© COPYRIGHT 19 BY AMP INCORPORATED. ALL RIGHTS RESERVED.
TUTTI I DIRITTI SONO RISERVATI

LOC	DIST
1	–

REVISIONS
REVISIONI

P	LTR REV	DESCRIPTION DESCRIZIONE	DATE DATA	DWN DIS.	APVD APP.
	A	RELEASED FOR PROD. PER ET00-0283-96	17 SEP 96	M.S.	R.C.
	B	REVISED PER ET00-0465-97	11 FEB 98	M.S.	

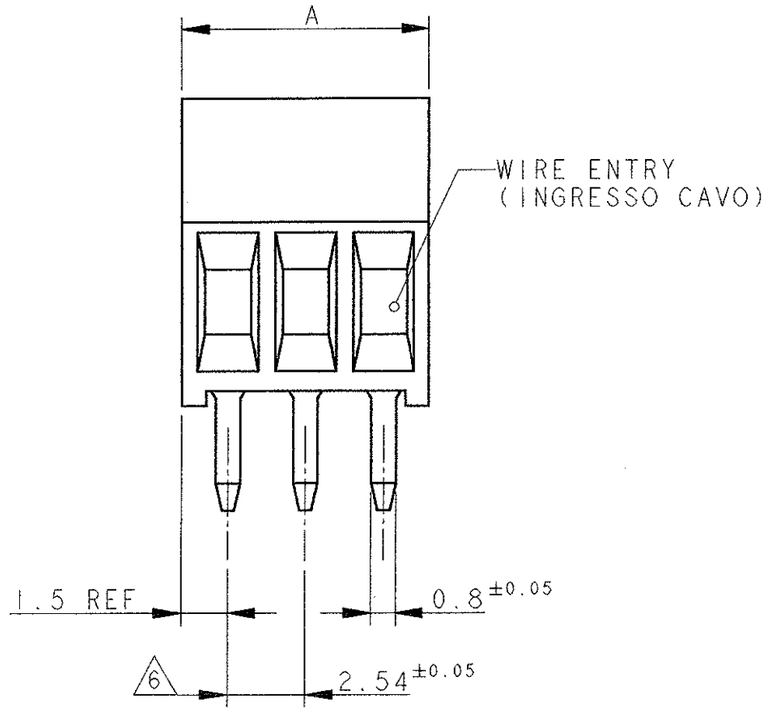

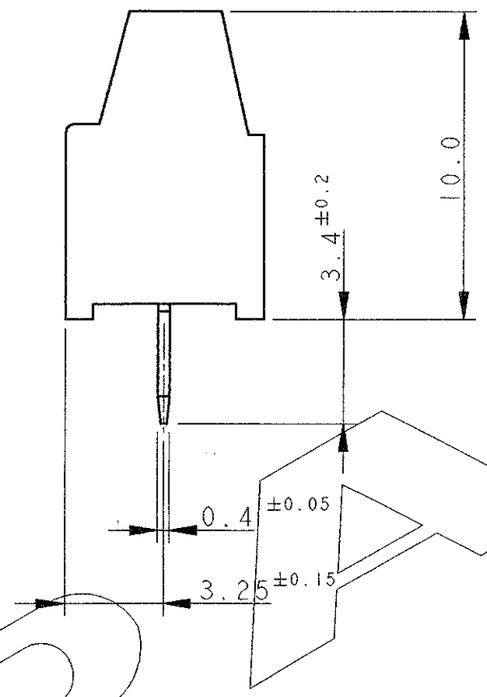

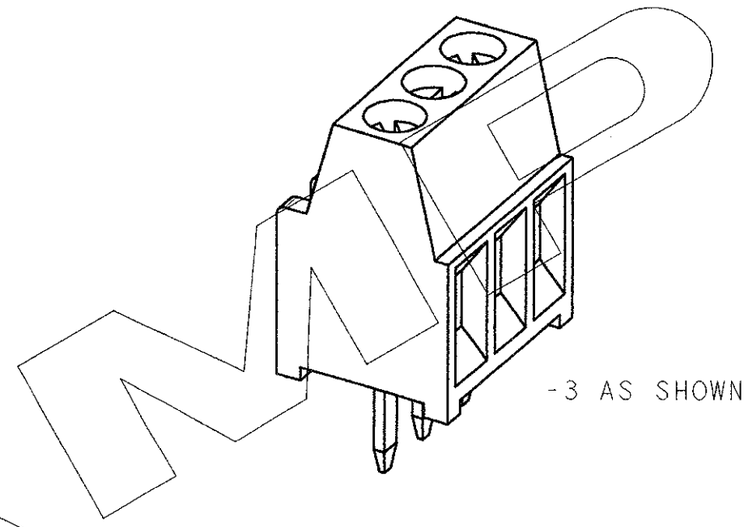

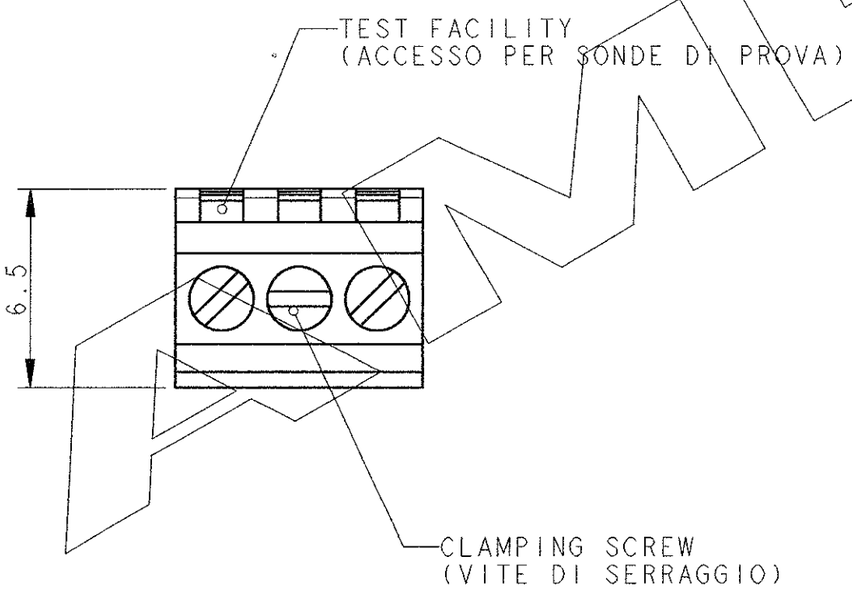

RECOMMENDED PC BOARD LAYOUT
(DIMA DI FORATURA CONSIGLIATA)

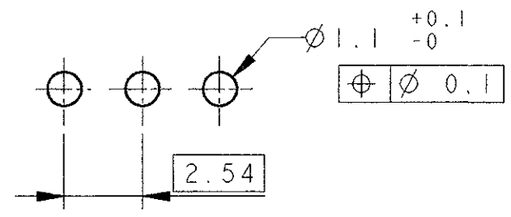

DIM. A	N° OF POS.	PART NUMBER
30.94	12	1-282834-2
28.40	11	1-282834-1
25.86	10	1-282834-0
23.32	9	282834-9
20.78	8	282834-8
18.24	7	282834-7
15.70	6	282834-6
13.16	5	282834-5
10.62	4	282834-4
8.08	3	282834-3
5.54	2	282834-2

THIS DRAWING IS A CONTROLLED DOCUMENT FOR AMP INCORPORATED. IT IS SUBJECT TO CHANGE AND THE CONTROLLING ENGINEERING ORGANIZATION SHOULD BE CONTACTED FOR THE LATEST REVISION. QUESTO DISEGNO E' UN DOCUMENTO DI PROPRIETA' E RESPONSABILITA' DELL'AMP ITALIA S.p.A. SOGGETTO A VARIAZIONI. PER OTTENERE L'ULTIMA REVISIONE DEL DISEGNO CONTATTARE AMP ITALIA S.p.A..

DIMENSIONS: DIMENSIONI: mm

TOLERANCES UNLESS OTHERWISE SPECIFIED: TOLLERANZE: SE NON DIVERSAMENTE SPECIFICATO
0 PLC /DEC ±0.3
1 PLC /DEC ±0.15
2 PLC /DEC ±0.1
3 PLC /DEC ±-
4 PLC /DEC ±-
ANGLES /ANGOLI ±2

MATERIAL MATERIALE 1

FINISH FINITURA 1

DWN /DIS. 25-JUN-96 M. SCOMPARIN
CHK /CONT. 25-JUN-96 R. CANTORE
APVD /APP. -
PRODUCT SPEC SPEC DI PRODOTTO 108-20166
APPLICATION SPEC SPEC DI APPLICAZIONE 114-20079
WEIGHT PESO -

CUSTOMER DRAWING FOR REFERENCE ONLY
DISEGNO PER CLIENTE SOLO PER RIFERIMENTO

AMP
AMP ITALIA S.p.A.
C.so F.lli Cervi 15 COLLEGNO (TO)

NAME NOME: TERMI-BLOK™ PCB MOUNT, SIDE WIRE ENTRY, STACKING, 2,54mm. PITCH.

SIZE	CAGE CODE	DRAWING NO NUMERO
A3	00779	C- 282834

SCALE SCALA NO SCALE | SHEET FOGLIO 1 OF DI 2 | REV B

AMP 1470-19 REV 09MAY94

THIS DRAWING IS UNPUBLISHED.
QUESTO DISEGNO NON DEVE ESSERE DIVULGATO O RIPRODOTTO
RELEASED FOR PUBLICATION ,19
E' CONSENTITA LA DIVULGAZIONE
© COPYRIGHT 19 BY AMP INCORPORATED. ALL RIGHTS RESERVED.
TUTTI I DIRITTI SONO RISERVATI

LOC	DIST
1	–

REVISIONS
REVISIONI

P	LTR REV	DESCRIPTION DESCRIZIONE	DATE DATA	DWN DIS.	APVD APP.
		SEE SHEET 1			

⚠ MATERIALS AND FINISH
HOUSING: PA 6-6, UL 94-V0, COLOUR GRAY, RAL 7032.
CLAMP: BRASS, NICKEL PLATED.
TERMINAL: BRASS, TIN PLATED.
CLAMPING SCREW: MI.6, BRASS, NICKEL PLATED.

2 SUITABLE FOR 1,6-2,4mm PC BOARD THICKNESS.

3 CONNECTION POWER
SOLID WIRE: 0,03-1mm² (17AWG).
STRANDED WIRE: 0,03-0,75mm² (18AWG).

4 RECOGNIZED UNDER THE COMPONENT PROGRAM OF UNDERWRITERS LABORATORIES INC. FILE N° E60677.

5 POSSIBILITY TO PUT TWO OR THREE TERMINAL BLOCKS SIDE BY SIDE BY INCREASING THE DIAMETER OF THE PCB HOLES TO MINIMUM 1,3mm.

⚠6 NOT CUMULATIVE TOLERANCE.

⚠ MATERIALI E FINITURE
BLOCCHETTO: PA 6-6, UL 94-V0, COLORE GRIGIO, RAL 7032.
MORSETTO: OTTONE NICHELATO.
TERMINALE: OTTONE STAGNATO.
VITE DI SERRAGGIO: MI.6, OTTONE NICHELATO.

2 ADATTO PER PC BOARD DI SPESSORE 1,6-2,4mm.

3 CAPACITA' DI CONNESSIONE
CAVO UNIPOLARE: 0,03-1mm² (17AWG).
CAVO TREFOLATO: 0,03-0,75mm² (18AWG).

4 PRODOTTO OMOLOGATO DA UNDERWRITERS LABORATORIES INC. FILE N° E60677.

5 AFFIANCABILITA' DI DUE O TRE TERMINAL BLOCK AUMENTANDO I DIAMETRI DEI FORI SUI PCB A 1,3mm MIN.

⚠6 TOLLERANZA NON CUMULATIVA.

THIS DRAWING IS A CONTROLLED DOCUMENT FOR AMP INCORPORATED. IT IS SUBJECT TO CHANGE AND THE CONTROLLING ENGINEERING ORGANIZATION SHOULD BE CONTACTED FOR THE LATEST REVISION.
QUESTO DISEGNO E' UN DOCUMENTO DI PROPRIETA' E RESPONSABILITA' DELL'AMP ITALIA S.p.A. SOGGETTO A VARIAZIONI. PER OTTENERE L'ULTIMA REVISIONE DEL DISEGNO CONTATTARE AMP ITALIA S.p.A..

DIMENSIONS: DIMENSIONI: mm

TOLERANCES UNLESS OTHERWISE SPECIFIED: TOLLERANZE: SE NON DIVERSAMENTE SPECIFICATO
0 PLC /DEC ±0.3
1 PLC /DEC ±0.15
2 PLC /DEC ±0.1
3 PLC /DEC ±-
4 PLC /DEC ±-
ANGLES /ANGOLI ±2

MATERIAL MATERIALE –
FINISH FINITURA –

DWN /DIS. 25-JUN-96 M. SCOMPARIN
CHK /CONT. 25-JUN-96 R. CANTORE
APVD /APP. –
PRODUCT SPEC SPEC DI PRODOTTO 108-20166
APPLICATION SPEC SPEC DI APPLICAZIONE 114-20079
WEIGHT PESO –

CUSTOMER DRAWING FOR REFERENCE ONLY
DISEGNO PER CLIENTE SOLO PER RIFERIMENTO

AMP
AMP ITALIA S.p.A.
C.so F.lli Cervi 15 COLLEGNO (TO)

NAME NOME: TERMI-BLOK™ PCB MOUNT, SIDE ENTRY WIRE, STACKING, 2,54mm. PITCH.

SIZE	CAGE CODE	DRAWING NO NUMERO
A3	00779	C- 282834

SCALE SCALA NO SCALE | SHEET FOGLIO 2 OF DI 2 | REV B